

GRAM Traffic NTX Inc.

1120 W. Lovers Lane

Arlington, Texas, United States 76013
817.265.8968

Count Name: ARBOR HILLS
WAY @ SANTA CRISTINA ST
Site Code:
Start Date: 03/07/2019
Page No: 1

Turning Movement Data

Start Time	ARBOR HILLS WAY Southbound					SANTA CRISTINA ST Westbound					ARBOR HILLS WAY Northbound					SANTA CRISTINA ST Eastbound					Int. Total
	Left	Thru	Right	U-Turn	App. Total	Left	Thru	Right	U-Turn	App. Total	Left	Thru	Right	U-Turn	App. Total	Left	Thru	Right	U-Turn	App. Total	
12:00 AM	0	0	1	0	1	0	0	0	0	0	1	0	1	0	2	1	1	0	0	2	5
12:15 AM	0	0	0	0	0	0	1	0	0	1	0	0	0	0	0	0	0	2	0	2	3
12:30 AM	1	0	0	0	1	0	0	0	0	0	0	1	0	0	1	0	0	0	0	0	2
12:45 AM	0	0	1	0	1	0	0	1	0	1	0	0	0	0	0	0	0	1	0	1	3
Hourly Total	1	0	2	0	3	0	1	1	0	2	1	1	1	0	3	1	1	3	0	5	13
1:00 AM	0	0	1	0	1	0	0	0	0	0	0	0	0	0	0	1	1	0	0	2	3
1:15 AM	0	0	0	0	0	0	0	1	0	1	0	0	0	1	1	0	0	0	0	0	2
1:30 AM	0	0	0	0	0	0	1	0	0	1	0	0	0	0	0	0	2	1	0	3	4
1:45 AM	0	0	0	0	0	0	0	0	0	0	0	0	1	0	1	0	0	0	0	0	1
Hourly Total	0	0	1	0	1	0	1	1	0	2	0	0	1	1	2	1	3	1	0	5	10
2:00 AM	0	0	0	0	0	0	0	0	0	0	1	0	0	0	1	0	0	0	0	0	1
2:15 AM	0	0	0	0	0	0	0	0	0	0	0	0	0	0	0	0	0	0	0	0	0
2:30 AM	0	0	0	0	0	0	1	0	0	1	0	0	0	0	0	0	0	0	0	0	1
2:45 AM	0	0	0	1	1	0	0	0	0	0	0	0	0	0	0	0	0	1	0	1	2
Hourly Total	0	0	0	1	1	0	1	0	0	1	1	0	0	0	1	0	0	1	0	1	4
3:00 AM	0	0	0	0	0	0	0	0	0	0	0	0	0	0	0	0	0	2	0	2	2
3:15 AM	0	0	0	0	0	0	0	0	0	0	0	0	0	0	0	0	0	0	0	0	0
3:30 AM	0	0	0	0	0	1	0	0	0	1	1	0	0	0	1	0	0	0	0	0	2
3:45 AM	1	0	0	0	1	0	0	0	0	0	0	1	0	0	1	0	0	0	0	0	2
Hourly Total	1	0	0	0	1	1	0	0	0	1	1	1	0	0	2	0	0	2	0	2	6
4:00 AM	0	0	0	0	0	0	0	0	0	0	0	0	0	0	0	0	0	0	0	0	0
4:15 AM	0	0	0	0	0	0	0	0	0	0	0	1	0	0	1	0	0	0	0	0	1
4:30 AM	0	0	0	0	0	0	0	0	0	0	0	0	0	0	0	0	0	0	0	0	0
4:45 AM	0	1	0	0	1	0	0	0	0	0	0	0	0	0	0	0	0	0	0	0	1
Hourly Total	0	1	0	0	1	0	0	0	0	0	0	1	0	0	1	0	0	0	0	0	2
5:00 AM	0	0	0	0	0	0	0	0	0	0	0	1	0	0	1	0	0	0	0	0	1
5:15 AM	0	0	0	0	0	0	0	0	0	0	1	1	0	0	2	0	0	1	0	1	3
5:30 AM	0	1	0	0	1	1	0	0	0	1	0	2	0	0	2	0	2	0	0	2	6
5:45 AM	0	1	0	0	1	1	0	1	0	2	0	0	0	0	0	0	0	2	0	2	5
Hourly Total	0	2	0	0	2	2	0	1	0	3	1	4	0	0	5	0	2	3	0	5	15
6:00 AM	0	0	0	0	0	1	0	1	0	2	0	0	0	0	0	0	1	1	0	2	4
6:15 AM	0	0	0	0	0	1	0	1	0	2	1	1	0	0	2	1	1	1	0	3	7
6:30 AM	0	1	0	0	1	0	1	2	0	3	1	2	0	0	3	1	3	5	0	9	16
6:45 AM	0	1	0	0	1	1	0	4	0	5	0	2	0	0	2	0	1	2	0	3	11
Hourly Total	0	2	0	0	2	3	1	8	0	12	2	5	0	0	7	2	6	9	0	17	38
7:00 AM	0	2	0	0	2	4	0	4	0	8	0	3	1	0	4	1	1	0	0	2	16
7:15 AM	0	4	0	0	4	3	0	3	0	6	1	3	0	0	4	0	1	3	0	4	18
7:30 AM	0	3	0	0	3	3	0	4	0	7	0	2	0	0	2	1	3	1	0	5	17
7:45 AM	0	3	0	0	3	1	1	4	0	6	2	10	2	0	14	3	2	8	0	13	36
Hourly Total	0	12	0	0	12	11	1	15	0	27	3	18	3	0	24	5	7	12	0	24	87
8:00 AM	0	4	0	0	4	5	4	6	0	15	0	6	2	0	8	3	1	3	0	7	34
8:15 AM	0	3	1	0	4	6	0	4	0	10	1	16	3	0	20	1	2	3	0	6	40
8:30 AM	0	3	2	0	5	1	3	4	0	8	2	1	3	0	6	4	1	4	0	9	28
8:45 AM	0	2	0	0	2	3	1	6	0	10	0	4	2	0	6	2	1	3	0	6	24
Hourly Total	0	12	3	0	15	15	8	20	0	43	3	27	10	0	40	10	5	13	0	28	126
9:00 AM	0	2	0	0	2	3	0	1	0	4	1	2	1	0	4	0	1	4	0	5	15
9:15 AM	0	5	0	0	5	3	1	2	1	7	1	7	5	0	13	1	3	2	0	6	31
9:30 AM	2	0	0	0	2	0	1	1	0	2	1	3	1	0	5	0	1	2	0	3	12
9:45 AM	0	1	0	0	1	1	1	1	0	3	1	3	1	0	5	1	2	2	0	5	14
Hourly Total	2	8	0	0	10	7	3	5	1	16	4	15	8	0	27	2	7	10	0	19	72
10:00 AM	0	0	0	0	0	2	0	1	0	3	0	0	1	0	1	0	2	0	0	2	6
10:15 AM	0	2	0	0	2	5	0	1	0	6	1	3	1	0	5	0	2	3	0	5	18
10:30 AM	0	0	0	0	0	5	0	0	0	5	1	1	2	0	4	0	0	2	0	2	11
10:45 AM	0	1	1	0	2	0	0	0	0	0	0	0	3	0	3	0	5	3	0	8	13
Hourly Total	0	3	1	0	4	12	0	2	0	14	2	4	7	0	13	0	9	8	0	17	48
11:00 AM	0	3	0	0	3	3	2	0	0	5	0	5	1	0	6	0	1	2	0	3	17
11:15 AM	1	2	0	0	3	0	1	0	0	1	1	1	0	0	2	0	0	0	0	0	6
11:30 AM	2	1	0	0	3	1	1	0	0	2	0	1	1	0	2	1	2	1	0	4	11
11:45 AM	4	1	2	0	7	4	1	1	0	6	2	1	2	0	5	0	1	0	0	1	19
Hourly Total	7	7	2	0	16	8	5	1	0	14	3	8	4	0	15	1	4	3	0	8	53
12:00 PM	2	5	1	0	8	3	0	2	0	5	1	1	4	0	6	0	2	0	0	2	21
12:15 PM	3	2	1	0	6	2	2	1	0	5	1	5	3	1	10	0	2	3	0	5	26
12:30 PM	1	4	0	0	5	2	2	2	0	6	2	2	3	0	7	0	2	1	0	3	21

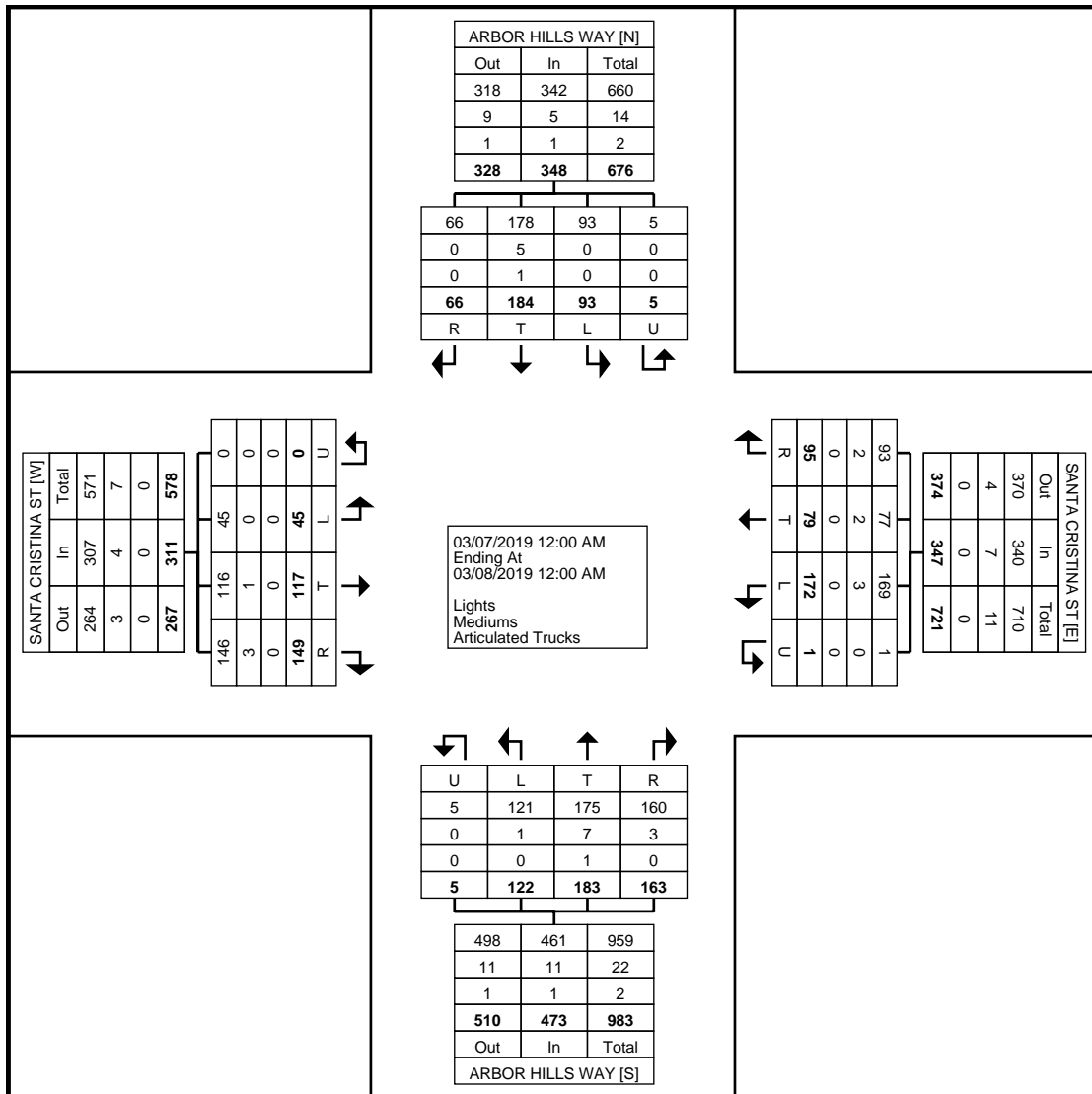
12:45 PM	1	0	0	0	1	3	1	3	0	7	0	4	6	0	10	0	2	1	0	3	21
Hourly Total	7	11	2	0	20	10	5	8	0	23	4	12	16	1	33	0	8	5	0	13	89
1:00 PM	1	4	2	0	7	4	1	1	0	6	1	1	1	0	3	0	3	1	0	4	20
1:15 PM	0	0	2	0	2	6	4	2	0	12	1	10	3	0	14	0	2	4	0	6	34
1:30 PM	0	2	1	0	3	2	0	1	0	3	2	1	3	0	6	0	2	3	0	5	17
1:45 PM	0	6	1	0	7	2	2	0	0	4	6	3	2	0	11	1	0	5	0	6	28
Hourly Total	1	12	6	0	19	14	7	4	0	25	10	15	9	0	34	1	7	13	0	21	99
2:00 PM	0	2	0	0	2	4	0	0	0	4	3	3	3	0	9	2	1	2	0	5	20
2:15 PM	0	0	1	0	1	2	1	2	0	5	2	1	0	0	3	0	3	1	0	4	13
2:30 PM	3	6	0	0	9	5	2	0	0	7	2	2	3	0	7	0	2	1	0	3	26
2:45 PM	0	6	1	0	7	1	1	2	0	4	3	6	3	0	12	2	2	3	0	7	30
Hourly Total	3	14	2	0	19	12	4	4	0	20	10	12	9	0	31	4	8	7	0	19	89
3:00 PM	4	4	1	0	9	4	1	1	0	6	1	0	6	0	7	1	3	1	0	5	27
3:15 PM	1	4	0	0	5	2	3	1	0	6	3	3	4	0	10	1	2	0	0	3	24
3:30 PM	1	3	0	0	4	2	1	0	0	3	3	0	3	0	6	0	2	1	0	3	16
3:45 PM	2	4	0	0	6	2	0	0	0	2	3	2	1	1	7	2	1	2	0	5	20
Hourly Total	8	15	1	0	24	10	5	2	0	17	10	5	14	1	30	4	8	4	0	16	87
4:00 PM	2	1	0	0	3	2	2	2	0	6	0	1	3	0	4	1	3	0	0	4	17
4:15 PM	1	1	2	0	4	1	0	4	0	5	2	4	1	0	7	1	1	1	0	3	19
4:30 PM	4	8	2	0	14	4	0	3	0	7	2	5	5	1	13	0	1	2	0	3	37
4:45 PM	3	7	4	0	14	3	2	1	0	6	2	3	1	0	6	0	1	4	0	5	31
Hourly Total	10	17	8	0	35	10	4	10	0	24	6	13	10	1	30	2	6	7	0	15	104
5:00 PM	4	4	1	0	9	2	4	0	0	6	3	3	2	0	8	2	5	2	0	9	32
5:15 PM	4	9	3	1	17	2	1	2	0	5	2	1	5	0	8	1	2	6	0	9	39
5:30 PM	2	5	6	0	13	2	2	1	0	5	7	4	3	0	14	0	0	6	0	6	38
5:45 PM	3	4	0	0	7	4	1	1	0	6	5	0	7	0	12	0	2	4	0	6	31
Hourly Total	13	22	10	1	46	10	8	4	0	22	17	8	17	0	42	3	9	18	0	30	140
6:00 PM	11	2	3	1	17	2	1	0	0	3	1	1	2	0	4	1	0	2	0	3	27
6:15 PM	2	3	3	0	8	3	2	1	0	6	4	5	3	0	12	1	3	1	0	5	31
6:30 PM	3	4	3	0	10	5	1	0	0	6	4	4	4	0	12	1	2	2	0	5	33
6:45 PM	2	5	0	0	7	4	3	0	0	7	1	1	5	0	7	0	2	1	0	3	24
Hourly Total	18	14	9	1	42	14	7	1	0	22	10	11	14	0	35	3	7	6	0	16	115
7:00 PM	2	3	2	0	7	3	3	0	0	6	3	2	3	0	8	0	1	1	0	2	23
7:15 PM	5	4	0	0	9	1	2	0	0	3	3	3	5	0	11	2	1	2	0	5	28
7:30 PM	3	0	1	0	4	4	4	0	0	8	0	0	2	0	2	1	1	0	0	2	16
7:45 PM	0	1	2	0	3	3	1	1	0	5	2	3	6	0	11	0	0	2	0	2	21
Hourly Total	10	8	5	0	23	11	10	1	0	22	8	8	16	0	32	3	3	5	0	11	88
8:00 PM	2	2	1	0	5	1	0	1	0	2	3	1	3	0	7	0	1	2	0	3	17
8:15 PM	2	0	0	0	2	4	1	0	0	5	0	3	3	0	6	0	2	0	0	2	15
8:30 PM	2	1	3	0	6	7	0	2	0	9	3	4	2	0	9	0	0	1	0	1	25
8:45 PM	0	1	0	0	1	3	0	0	0	3	3	0	3	0	6	0	3	2	0	5	15
Hourly Total	6	4	4	0	14	15	1	3	0	19	9	8	11	0	28	0	6	5	0	11	72
9:00 PM	0	6	1	0	7	2	0	1	0	3	0	2	1	0	3	1	1	0	0	2	15
9:15 PM	0	1	3	0	4	2	4	1	0	7	0	0	1	0	1	0	0	1	0	1	13
9:30 PM	0	3	0	1	4	0	0	0	0	0	4	0	4	0	8	0	1	2	0	3	15
9:45 PM	1	3	1	0	5	0	0	0	0	0	2	1	0	0	3	0	3	1	0	4	12
Hourly Total	1	13	5	1	20	4	4	2	0	10	6	3	6	0	15	1	5	4	0	10	55
10:00 PM	2	0	2	0	4	2	0	0	0	2	2	0	1	1	4	0	2	2	0	4	14
10:15 PM	1	1	0	0	2	0	0	0	0	0	1	0	1	0	2	0	1	2	0	3	7
10:30 PM	1	0	1	0	2	0	0	1	0	1	2	0	2	0	4	0	0	1	0	1	8
10:45 PM	0	3	0	0	3	0	1	0	0	1	2	0	0	0	2	1	1	2	0	4	10
Hourly Total	4	4	3	0	11	2	1	1	0	4	7	0	4	1	12	1	4	7	0	12	39
11:00 PM	0	1	0	1	2	0	1	0	0	1	2	1	1	0	4	0	0	0	0	0	7
11:15 PM	1	1	1	0	3	1	1	1	0	3	0	0	0	0	0	1	0	1	0	2	8
11:30 PM	0	1	1	0	2	0	0	0	0	0	0	1	0	0	1	0	2	1	0	3	6
11:45 PM	0	0	0	0	0	0	0	0	0	0	2	2	2	0	6	0	0	1	0	1	7
Hourly Total	1	3	2	1	7	1	2	1	0	4	4	4	3	0	11	1	2	3	0	6	28
Grand Total	93	184	66	5	348	172	79	95	1	347	122	183	163	5	473	45	117	149	0	311	1479
Approach %	26.7	52.9	19.0	1.4	-	49.6	22.8	27.4	0.3	-	25.8	38.7	34.5	1.1	-	14.5	37.6	47.9	0.0	-	-
Total %	6.3	12.4	4.5	0.3	23.5	11.6	5.3	6.4	0.1	23.5	8.2	12.4	11.0	0.3	32.0	3.0	7.9	10.1	0.0	21.0	-
Lights	93	178	66	5	342	169	77	93	1	340	121	175	160	5	461	45	116	146	0	307	1450
% Lights	100.0	96.7	100.0	100.0	98.3	98.3	97.5	97.9	100.0	98.0	99.2	95.6	98.2	100.0	97.5	100.0	99.1	98.0	-	98.7	98.0
Mediums	0	5	0	0	5	3	2	2	0	7	1	7	3	0	11	0	1	3	0	4	27
% Mediums	0.0	2.7	0.0	0.0	1.4	1.7	2.5	2.1	0.0	2.0	0.8	3.8	1.8	0.0	2.3	0.0	0.9	2.0	-	1.3	1.8
Articulated Trucks	0	1	0	0	1	0	0	0	0	0	0	1	0	0	1	0	0	0	0	0	2
% Articulated Trucks	0.0	0.5	0.0	0.0	0.3	0.0	0.0	0.0	0.0	0.0	0.0	0.5	0.0	0.0	0.2	0.0	0.0	0.0	-	0.0	0.1

GRAM Traffic NTX Inc.

1120 W. Lovers Lane

Arlington, Texas, United States 76013
817.265.8968

Count Name: ARBOR HILLS
WAY @ SANTA CRISTINA ST
Site Code:
Start Date: 03/07/2019
Page No: 3



Turning Movement Data Plot

GRAM Traffic NTX Inc.

1120 W. Lovers Lane

Arlington, Texas, United States 76013
817.265.8968

Count Name: ARBOR HILLS
WAY @ SANTA CRISTINA ST
Site Code:
Start Date: 03/07/2019
Page No: 4

Turning Movement Peak Hour Data (7:45 AM)

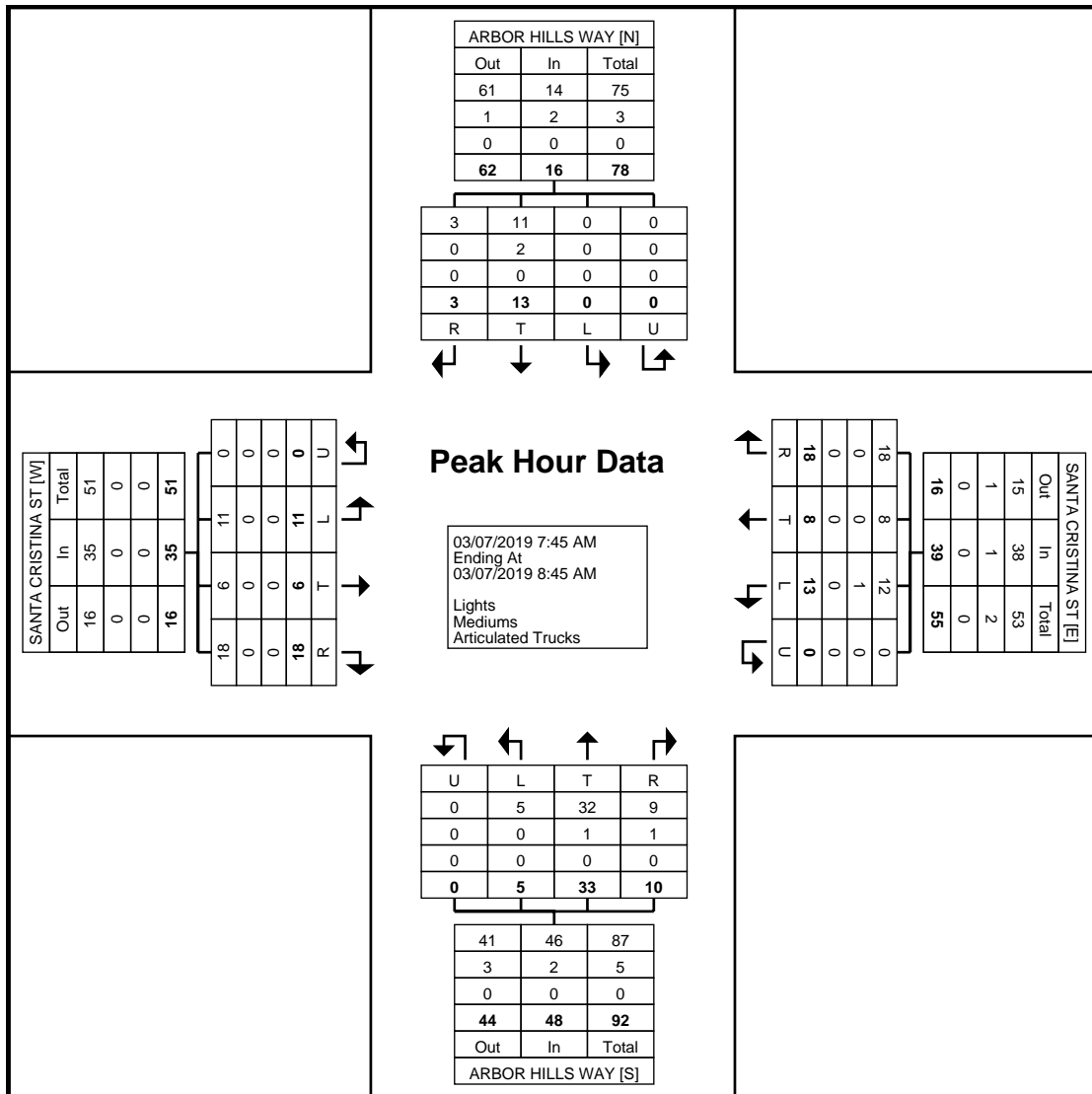
Start Time	ARBOR HILLS WAY Southbound					SANTA CRISTINA ST Westbound					ARBOR HILLS WAY Northbound					SANTA CRISTINA ST Eastbound					Int. Total
	Left	Thru	Right	U-Turn	App. Total	Left	Thru	Right	U-Turn	App. Total	Left	Thru	Right	U-Turn	App. Total	Left	Thru	Right	U-Turn	App. Total	
7:45 AM	0	3	0	0	3	1	1	4	0	6	2	10	2	0	14	3	2	8	0	13	36
8:00 AM	0	4	0	0	4	5	4	6	0	15	0	6	2	0	8	3	1	3	0	7	34
8:15 AM	0	3	1	0	4	6	0	4	0	10	1	16	3	0	20	1	2	3	0	6	40
8:30 AM	0	3	2	0	5	1	3	4	0	8	2	1	3	0	6	4	1	4	0	9	28
Total	0	13	3	0	16	13	8	18	0	39	5	33	10	0	48	11	6	18	0	35	138
Approach %	0.0	81.3	18.8	0.0	-	33.3	20.5	46.2	0.0	-	10.4	68.8	20.8	0.0	-	31.4	17.1	51.4	0.0	-	-
Total %	0.0	9.4	2.2	0.0	11.6	9.4	5.8	13.0	0.0	28.3	3.6	23.9	7.2	0.0	34.8	8.0	4.3	13.0	0.0	25.4	-
PHF	0.000	0.813	0.375	0.000	0.800	0.542	0.500	0.750	0.000	0.650	0.625	0.516	0.833	0.000	0.600	0.688	0.750	0.563	0.000	0.673	0.863
Lights	0	11	3	0	14	12	8	18	0	38	5	32	9	0	46	11	6	18	0	35	133
% Lights	-	84.6	100.0	-	87.5	92.3	100.0	100.0	-	97.4	100.0	97.0	90.0	-	95.8	100.0	100.0	100.0	-	100.0	96.4
Mediums	0	2	0	0	2	1	0	0	0	1	0	1	1	0	2	0	0	0	0	0	5
% Mediums	-	15.4	0.0	-	12.5	7.7	0.0	0.0	-	2.6	0.0	3.0	10.0	-	4.2	0.0	0.0	0.0	-	0.0	3.6
Articulated Trucks	0	0	0	0	0	0	0	0	0	0	0	0	0	0	0	0	0	0	0	0	0
% Articulated Trucks	-	0.0	0.0	-	0.0	0.0	0.0	0.0	-	0.0	0.0	0.0	0.0	-	0.0	0.0	0.0	0.0	-	0.0	0.0

GRAM Traffic NTX Inc.

1120 W. Lovers Lane

Arlington, Texas, United States 76013
817.265.8968

Count Name: ARBOR HILLS
WAY @ SANTA CRISTINA ST
Site Code:
Start Date: 03/07/2019
Page No: 5



Turning Movement Peak Hour Data Plot (7:45 AM)

GRAM Traffic NTX Inc.

1120 W. Lovers Lane

Arlington, Texas, United States 76013
817.265.8968

Count Name: ARBOR HILLS
WAY @ SANTA CRISTINA ST
Site Code:
Start Date: 03/07/2019
Page No: 6

Turning Movement Peak Hour Data (4:45 PM)

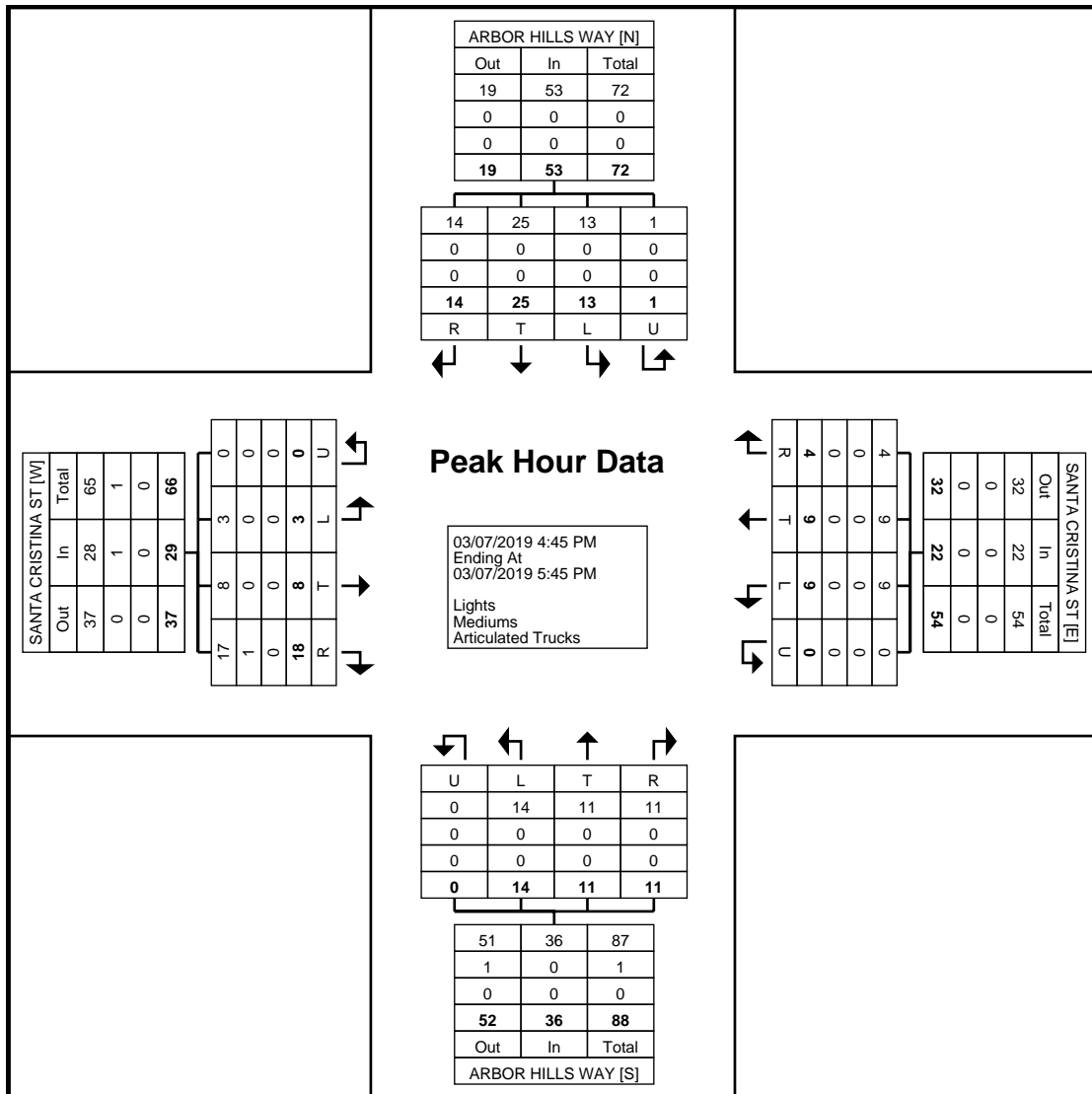
Start Time	ARBOR HILLS WAY Southbound					SANTA CRISTINA ST Westbound					ARBOR HILLS WAY Northbound					SANTA CRISTINA ST Eastbound					Int. Total
	Left	Thru	Right	U-Turn	App. Total	Left	Thru	Right	U-Turn	App. Total	Left	Thru	Right	U-Turn	App. Total	Left	Thru	Right	U-Turn	App. Total	
4:45 PM	3	7	4	0	14	3	2	1	0	6	2	3	1	0	6	0	1	4	0	5	31
5:00 PM	4	4	1	0	9	2	4	0	0	6	3	3	2	0	8	2	5	2	0	9	32
5:15 PM	4	9	3	1	17	2	1	2	0	5	2	1	5	0	8	1	2	6	0	9	39
5:30 PM	2	5	6	0	13	2	2	1	0	5	7	4	3	0	14	0	0	6	0	6	38
Total	13	25	14	1	53	9	9	4	0	22	14	11	11	0	36	3	8	18	0	29	140
Approach %	24.5	47.2	26.4	1.9	-	40.9	40.9	18.2	0.0	-	38.9	30.6	30.6	0.0	-	10.3	27.6	62.1	0.0	-	-
Total %	9.3	17.9	10.0	0.7	37.9	6.4	6.4	2.9	0.0	15.7	10.0	7.9	7.9	0.0	25.7	2.1	5.7	12.9	0.0	20.7	-
PHF	0.813	0.694	0.583	0.250	0.779	0.750	0.563	0.500	0.000	0.917	0.500	0.688	0.550	0.000	0.643	0.375	0.400	0.750	0.000	0.806	0.897
Lights	13	25	14	1	53	9	9	4	0	22	14	11	11	0	36	3	8	17	0	28	139
% Lights	100.0	100.0	100.0	100.0	100.0	100.0	100.0	100.0	-	100.0	100.0	100.0	100.0	-	100.0	100.0	100.0	94.4	-	96.6	99.3
Mediums	0	0	0	0	0	0	0	0	0	0	0	0	0	0	0	0	0	1	0	1	1
% Mediums	0.0	0.0	0.0	0.0	0.0	0.0	0.0	0.0	-	0.0	0.0	0.0	0.0	-	0.0	0.0	0.0	5.6	-	3.4	0.7
Articulated Trucks	0	0	0	0	0	0	0	0	0	0	0	0	0	0	0	0	0	0	0	0	0
% Articulated Trucks	0.0	0.0	0.0	0.0	0.0	0.0	0.0	0.0	-	0.0	0.0	0.0	0.0	-	0.0	0.0	0.0	0.0	-	0.0	0.0

GRAM Traffic NTX Inc.

1120 W. Lovers Lane

Arlington, Texas, United States 76013
817.265.8968

Count Name: ARBOR HILLS
WAY @ SANTA CRISTINA ST
Site Code:
Start Date: 03/07/2019
Page No: 7



Turning Movement Peak Hour Data Plot (4:45 PM)

GRAM Traffic NTX Inc.

1120 W. Lovers Lane

Arlington, Texas, United States 76013
817.265.8968

Count Name: ARBOR HILLS
WAY @ SANTA CRISTINA ST
Site Code:
Start Date: 03/07/2019
Page No: 8