

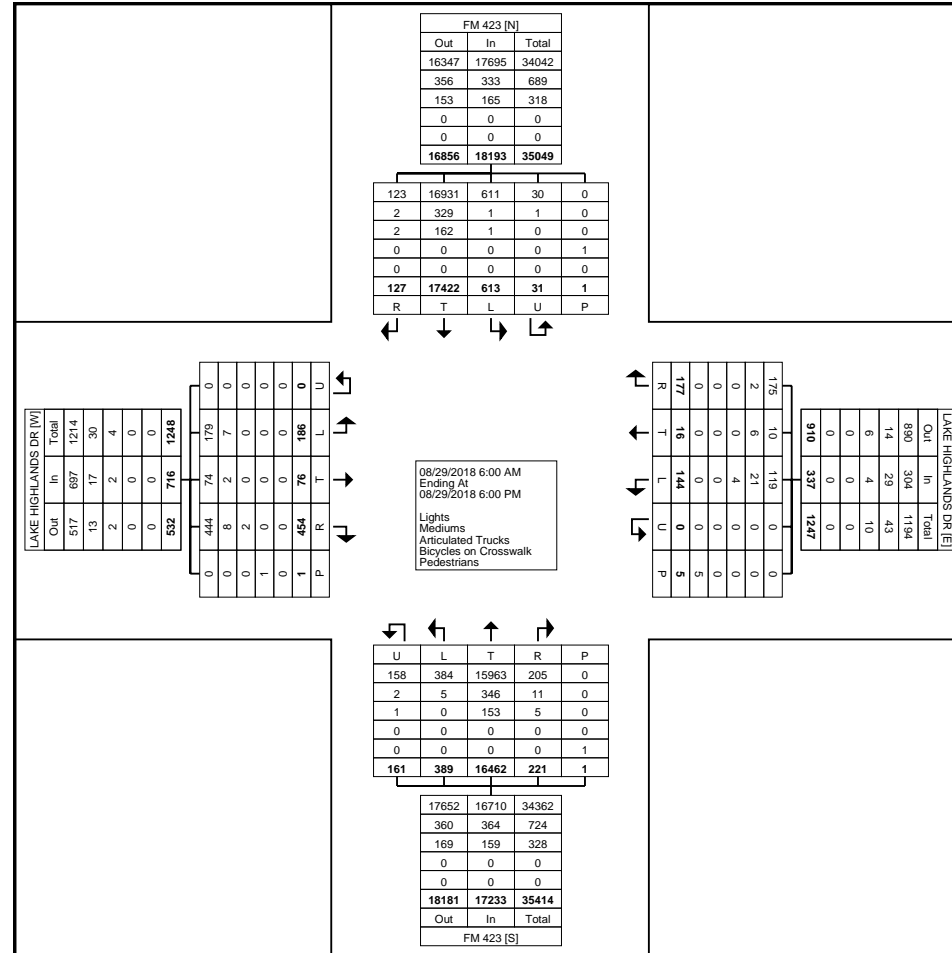
GRAM Traffic NTX Inc.
 1120 W. Lovers Lane
 Arlington, Texas, United States 76013
 817.265.8968 john@gramntx.com

Count Name: 8 - FM 423 @ LAKE HIGHLANDS
 RD
 Site Code:
 Start Date: 08/29/2018
 Page No: 1

Turning Movement Data

Start Time	FM 423 Southbound						LAKE HIGHLANDS DR Westbound						FM 423 Northbound						LAKE HIGHLANDS DR Eastbound						Int. Total
	Left	Thru	Right	U-Turn	Peds	App. Total	Left	Thru	Right	U-Turn	Peds	App. Total	Left	Thru	Right	U-Turn	Peds	App. Total	Left	Thru	Right	U-Turn	Peds	App. Total	
6:00 AM	3	434	0	0	0	437	0	0	1	0	0	1	4	141	6	0	0	151	4	0	12	0	0	16	605
6:15 AM	0	585	1	0	0	586	2	0	0	0	0	2	0	217	10	1	0	228	5	1	15	0	0	21	837
6:30 AM	4	663	1	0	0	668	0	0	0	0	0	0	2	244	4	1	0	251	3	0	10	0	0	13	932
6:45 AM	11	805	1	0	0	817	0	0	0	0	0	0	1	289	5	1	0	296	1	0	11	0	0	12	1125
Hourly Total	18	2487	3	0	0	2508	2	0	1	0	0	3	7	891	25	3	0	926	13	1	48	0	0	62	3499
7:00 AM	20	699	1	2	0	722	2	1	0	0	0	3	2	259	5	0	0	266	5	4	12	0	0	21	1012
7:15 AM	42	564	2	0	0	608	2	0	3	0	1	5	12	280	7	2	0	301	9	11	16	0	0	36	950
7:30 AM	72	456	2	0	0	530	0	0	0	0	0	0	8	281	7	0	0	296	10	16	8	0	0	34	860
7:45 AM	75	464	1	0	0	540	0	0	0	0	0	0	16	330	5	0	0	351	8	8	17	0	0	33	924
Hourly Total	209	2183	6	2	0	2400	4	1	3	0	1	8	38	1150	24	2	0	1214	32	39	53	0	0	124	3746
8:00 AM	68	545	0	1	0	614	0	0	5	0	0	5	9	285	4	2	0	300	6	3	3	0	0	12	931
8:15 AM	71	527	4	1	0	603	2	1	3	0	0	6	8	264	6	1	0	279	3	5	14	0	0	22	910
8:30 AM	48	514	2	1	0	565	0	0	1	0	0	1	7	276	4	2	0	289	4	5	10	0	0	19	874
8:45 AM	62	499	2	1	0	564	1	0	1	0	0	2	4	271	6	1	1	282	6	3	6	0	0	15	863
Hourly Total	249	2085	8	4	0	2346	3	1	10	0	0	14	28	1096	20	6	1	1150	19	16	33	0	0	68	3578
9:00 AM	23	384	0	0	0	407	3	0	2	0	0	5	3	262	6	1	0	272	4	2	6	0	0	12	696
9:15 AM	3	388	0	1	0	392	1	0	3	0	0	4	6	282	5	3	0	296	6	0	12	0	0	18	710
9:30 AM	2	373	3	0	0	378	1	0	3	0	1	4	2	258	4	2	0	266	2	0	9	0	0	11	659
9:45 AM	2	300	3	0	0	305	3	0	3	0	0	6	5	254	3	6	0	268	4	0	3	0	0	7	586
Hourly Total	30	1445	6	1	0	1482	8	0	11	0	1	19	16	1056	18	12	0	1102	16	2	30	0	0	48	2651
10:00 AM	1	284	2	0	0	287	2	0	2	0	0	4	3	226	5	4	0	238	3	1	9	0	0	13	542
10:15 AM	5	266	2	3	0	276	3	0	0	0	0	3	4	209	4	5	0	222	4	0	10	0	0	14	515
10:30 AM	0	292	3	2	0	297	4	0	3	0	1	7	5	198	0	3	0	206	5	0	12	0	0	17	527
10:45 AM	6	250	2	1	0	259	5	0	4	0	0	9	4	224	6	2	0	236	3	0	5	0	0	8	512
Hourly Total	12	1092	9	6	0	1119	14	0	9	0	1	23	16	857	15	14	0	902	15	1	36	0	0	52	2096
11:00 AM	3	250	3	0	0	256	3	2	1	0	0	6	4	214	3	2	0	223	3	0	6	0	0	9	494
11:15 AM	0	266	2	1	0	269	4	0	2	0	0	6	7	269	8	3	0	287	2	2	8	0	0	12	574
11:30 AM	3	248	2	1	0	254	8	0	2	0	1	10	5	216	12	3	0	236	3	2	6	0	0	11	511
11:45 AM	2	286	1	2	0	291	10	2	4	0	0	16	5	289	2	2	0	298	2	0	13	0	0	15	620
Hourly Total	8	1050	8	4	0	1070	25	4	9	0	1	38	21	988	25	10	0	1044	10	4	33	0	0	47	2199
12:00 PM	2	241	1	0	0	244	3	0	3	0	0	6	5	282	8	5	0	300	2	1	4	0	0	7	557
12:15 PM	5	232	3	0	0	240	8	1	1	0	0	10	9	301	6	4	0	320	4	1	8	0	0	13	583
12:30 PM	0	268	1	0	0	269	4	0	1	0	0	5	8	285	8	5	0	306	4	0	5	0	0	9	589
12:45 PM	3	258	4	1	0	266	6	0	0	0	0	6	5	285	4	2	0	296	9	0	6	0	0	15	583
Hourly Total	10	999	9	1	0	1019	21	1	5	0	0	27	27	1153	26	16	0	1222	19	2	23	0	0	44	2312
1:00 PM	3	291	1	1	0	296	3	0	2	0	0	5	7	263	2	8	0	280	1	1	3	0	0	5	586
1:15 PM	1	278	3	0	1	282	0	0	1	0	0	1	6	293	5	7	0	311	6	0	4	0	0	10	604
1:30 PM	1	247	2	0	0	250	1	0	2	0	0	3	6	275	6	2	0	289	2	0	10	0	0	12	554
1:45 PM	6	287	1	0	0	294	2	0	1	0	0	3	4	284	5	6	0	299	4	0	7	0	0	11	607
Hourly Total	11	1103	7	1	1	1122	6	0	6	0	0	12	23	1115	18	23	0	1179	13	1	24	0	0	38	2351

2:00 PM	7	257	3	0	0	267	2	0	1	0	0	3	6	300	3	7	0	316	1	0	11	0	0	12	598
2:15 PM	6	250	4	0	0	260	2	0	3	0	0	5	13	326	2	2	0	343	1	0	6	0	0	7	615
2:30 PM	5	273	3	0	0	281	1	0	5	0	0	6	9	350	9	3	0	371	6	1	16	0	0	23	681
2:45 PM	3	277	3	0	0	283	14	0	5	0	0	19	5	369	3	6	0	383	1	1	6	0	0	8	693
Hourly Total	21	1057	13	0	0	1091	19	0	14	0	0	33	33	1345	17	18	0	1413	9	2	39	0	0	50	2587
3:00 PM	4	235	3	0	0	242	1	0	5	0	0	6	19	373	4	8	0	404	1	1	5	0	0	7	659
3:15 PM	4	281	6	1	0	292	9	0	5	0	0	14	13	426	3	4	0	446	3	1	10	0	0	14	766
3:30 PM	4	284	5	1	0	294	6	0	1	0	0	7	10	380	4	3	0	397	3	0	13	0	0	16	714
3:45 PM	4	282	3	0	0	289	5	0	2	0	0	7	15	448	6	6	0	475	8	0	8	0	0	16	787
Hourly Total	16	1082	17	2	0	1117	21	0	13	0	0	34	57	1627	17	21	0	1722	15	2	36	0	0	53	2926
4:00 PM	0	323	7	1	0	331	5	1	4	0	0	10	10	482	0	3	0	495	4	0	14	0	1	18	854
4:15 PM	2	318	6	0	0	326	3	2	4	0	0	9	20	586	1	5	0	612	2	1	11	0	0	14	961
4:30 PM	1	318	5	1	0	325	4	2	3	0	1	9	19	620	1	4	0	644	4	1	17	0	0	22	1000
4:45 PM	4	327	2	2	0	335	3	1	13	0	0	17	11	666	5	1	0	683	3	1	8	0	0	12	1047
Hourly Total	7	1286	20	4	0	1317	15	6	24	0	1	45	60	2354	7	13	0	2434	13	3	50	0	1	66	3862
5:00 PM	7	373	5	3	0	388	1	0	15	0	0	16	18	640	3	5	0	666	0	0	16	0	0	16	1086
5:15 PM	7	387	6	2	0	402	2	1	21	0	0	24	12	739	2	4	0	757	4	2	9	0	0	15	1198
5:30 PM	6	398	4	0	0	408	3	1	17	0	0	21	18	709	2	9	0	738	5	1	10	0	0	16	1183
5:45 PM	2	395	6	1	0	404	0	1	19	0	0	20	15	742	2	5	0	764	3	0	14	0	0	17	1205
Hourly Total	22	1553	21	6	0	1602	6	3	72	0	0	81	63	2830	9	23	0	2925	12	3	49	0	0	64	4672
Grand Total	613	17422	127	31	1	18193	144	16	177	0	5	337	389	16462	221	161	1	17233	186	76	454	0	1	716	36479
Approach %	3.4	95.8	0.7	0.2	-	-	42.7	4.7	52.5	0.0	-	-	2.3	95.5	1.3	0.9	-	-	26.0	10.6	63.4	0.0	-	-	-
Total %	1.7	47.8	0.3	0.1	-	49.9	0.4	0.0	0.5	0.0	-	0.9	1.1	45.1	0.6	0.4	-	47.2	0.5	0.2	1.2	0.0	-	2.0	-
Lights	611	16931	123	30	-	17695	119	10	175	0	-	304	384	15963	205	158	-	16710	179	74	444	0	-	697	35406
% Lights	99.7	97.2	96.9	96.8	-	97.3	82.6	62.5	98.9	-	-	90.2	98.7	97.0	92.8	98.1	-	97.0	96.2	97.4	97.8	-	-	97.3	97.1
Mediums	1	329	2	1	-	333	21	6	2	0	-	29	5	346	11	2	-	364	7	2	8	0	-	17	743
% Mediums	0.2	1.9	1.6	3.2	-	1.8	14.6	37.5	1.1	-	-	8.6	1.3	2.1	5.0	1.2	-	2.1	3.8	2.6	1.8	-	-	2.4	2.0
Articulated Trucks	1	162	2	0	-	165	4	0	0	0	-	4	0	153	5	1	-	159	0	0	2	0	-	2	330
% Articulated Trucks	0.2	0.9	1.6	0.0	-	0.9	2.8	0.0	0.0	-	-	1.2	0.0	0.9	2.3	0.6	-	0.9	0.0	0.0	0.4	-	-	0.3	0.9
Bicycles on Crosswalk	-	-	-	-	1	-	-	-	-	0	-	-	-	-	-	-	0	-	-	-	-	-	1	-	-
% Bicycles on Crosswalk	-	-	-	-	100.0	-	-	-	-	0.0	-	-	-	-	-	-	0.0	-	-	-	-	-	100.0	-	-
Pedestrians	-	-	-	-	0	-	-	-	-	5	-	-	-	-	-	-	1	-	-	-	-	-	0	-	-
% Pedestrians	-	-	-	-	0.0	-	-	-	-	100.0	-	-	-	-	-	-	100.0	-	-	-	-	-	0.0	-	-



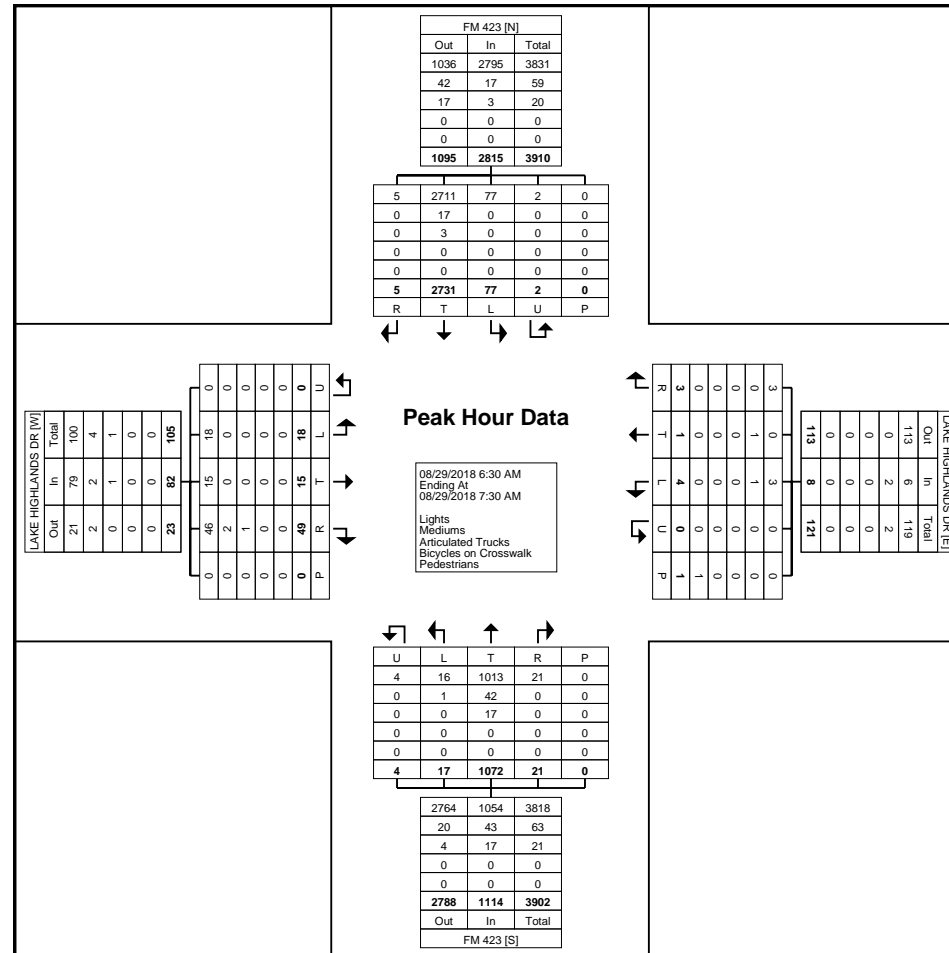
Turning Movement Data Plot

GRAM Traffic NTX Inc.
 1120 W. Lovers Lane
 Arlington, Texas, United States 76013
 817.265.8968 john@gramntx.com

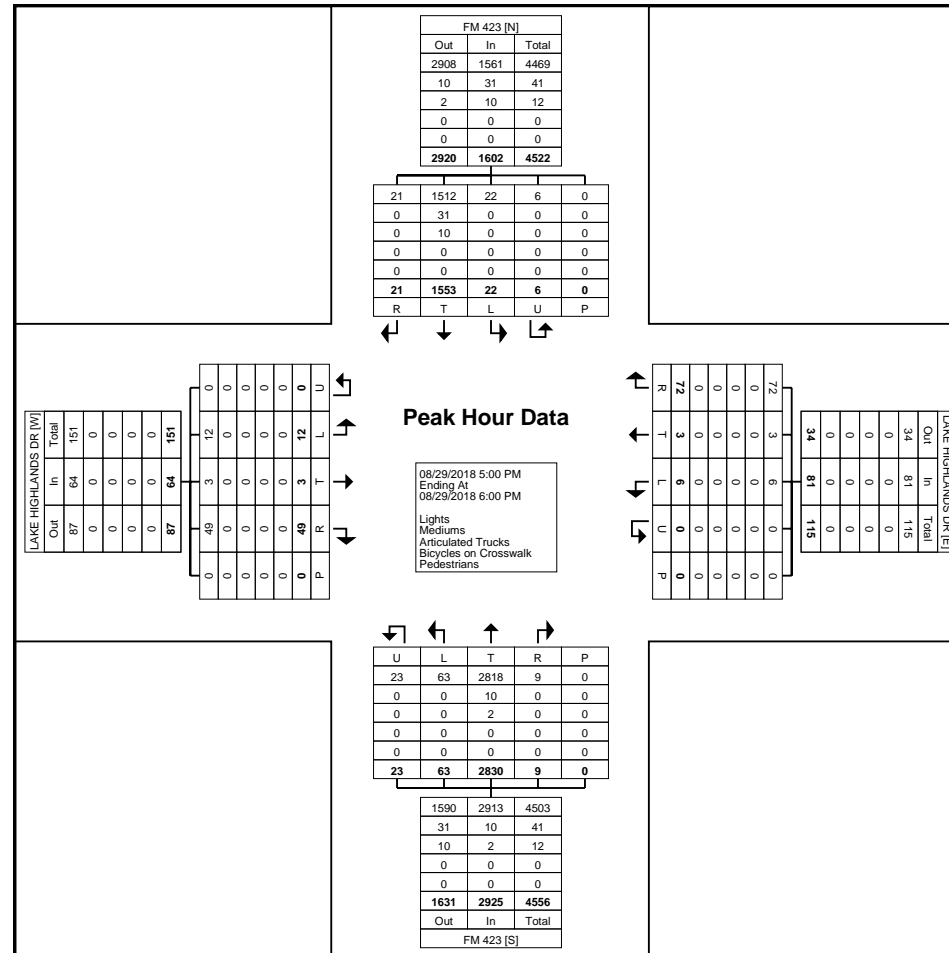
Count Name: 8 - FM 423 @ LAKE HIGHLANDS
 RD
 Site Code:
 Start Date: 08/29/2018
 Page No: 4

Turning Movement Peak Hour Data (6:30 AM)

Start Time	FM 423 Southbound						LAKE HIGHLANDS DR Westbound						FM 423 Northbound						LAKE HIGHLANDS DR Eastbound						Int. Total
	Left	Thru	Right	U-Turn	Peds	App. Total	Left	Thru	Right	U-Turn	Peds	App. Total	Left	Thru	Right	U-Turn	Peds	App. Total	Left	Thru	Right	U-Turn	Peds	App. Total	
6:30 AM	4	663	1	0	0	668	0	0	0	0	0	0	2	244	4	1	0	251	3	0	10	0	0	13	932
6:45 AM	11	805	1	0	0	817	0	0	0	0	0	0	1	289	5	1	0	296	1	0	11	0	0	12	1125
7:00 AM	20	699	1	2	0	722	2	1	0	0	0	3	2	259	5	0	0	266	5	4	12	0	0	21	1012
7:15 AM	42	564	2	0	0	608	2	0	3	0	1	5	12	280	7	2	0	301	9	11	16	0	0	36	950
Total	77	2731	5	2	0	2815	4	1	3	0	1	8	17	1072	21	4	0	1114	18	15	49	0	0	82	4019
Approach %	2.7	97.0	0.2	0.1	-	-	50.0	12.5	37.5	0.0	-	-	1.5	96.2	1.9	0.4	-	-	22.0	18.3	59.8	0.0	-	-	-
Total %	1.9	68.0	0.1	0.0	-	70.0	0.1	0.0	0.1	0.0	-	0.2	0.4	26.7	0.5	0.1	-	27.7	0.4	0.4	1.2	0.0	-	2.0	-
PHF	0.458	0.848	0.625	0.250	-	0.861	0.500	0.250	0.250	0.000	-	0.400	0.354	0.927	0.750	0.500	-	0.925	0.500	0.341	0.766	0.000	-	0.569	0.893
Lights	77	2711	5	2	-	2795	3	0	3	0	-	6	16	1013	21	4	-	1054	18	15	46	0	-	79	3934
% Lights	100.0	99.3	100.0	100.0	-	99.3	75.0	0.0	100.0	-	-	75.0	94.1	94.5	100.0	100.0	-	94.6	100.0	100.0	93.9	-	-	96.3	97.9
Mediums	0	17	0	0	-	17	1	1	0	0	-	2	1	42	0	0	-	43	0	0	2	0	-	2	64
% Mediums	0.0	0.6	0.0	0.0	-	0.6	25.0	100.0	0.0	-	-	25.0	5.9	3.9	0.0	0.0	-	3.9	0.0	0.0	4.1	-	-	2.4	1.6
Articulated Trucks	0	3	0	0	-	3	0	0	0	0	-	0	0	17	0	0	-	17	0	0	1	0	-	1	21
% Articulated Trucks	0.0	0.1	0.0	0.0	-	0.1	0.0	0.0	0.0	-	-	0.0	0.0	1.6	0.0	0.0	-	1.5	0.0	0.0	2.0	-	-	1.2	0.5
Bicycles on Crosswalk	-	-	-	-	0	-	-	-	-	-	0	-	-	-	-	-	0	-	-	-	-	-	0	-	-
% Bicycles on Crosswalk	-	-	-	-	-	-	-	-	-	-	0.0	-	-	-	-	-	-	-	-	-	-	-	-	-	-
Pedestrians	-	-	-	-	0	-	-	-	-	-	1	-	-	-	-	-	0	-	-	-	-	-	0	-	-
% Pedestrians	-	-	-	-	-	-	-	-	-	-	100.0	-	-	-	-	-	-	-	-	-	-	-	-	-	-



Turning Movement Peak Hour Data Plot (6:30 AM)



Turning Movement Peak Hour Data Plot (5:00 PM)

GRAM Traffic NTX Inc.
1120 W. Lovers Lane
Arlington, Texas, United States 76013
817.265.8968 john@gramntx.com

Count Name: 8 - FM 423 @ LAKE HIGHLANDS
RD
Site Code:
Start Date: 08/29/2018
Page No: 8