

GRAM Traffic NTX Inc.
 1120 W. Lovers Lane
 Arlington, Texas, United States 76013
 817.265.8968 john@gramntx.com

Count Name: 7 - FM 423 @ N COLONY BLVD
 Site Code:
 Start Date: 08/29/2018
 Page No: 1

Turning Movement Data

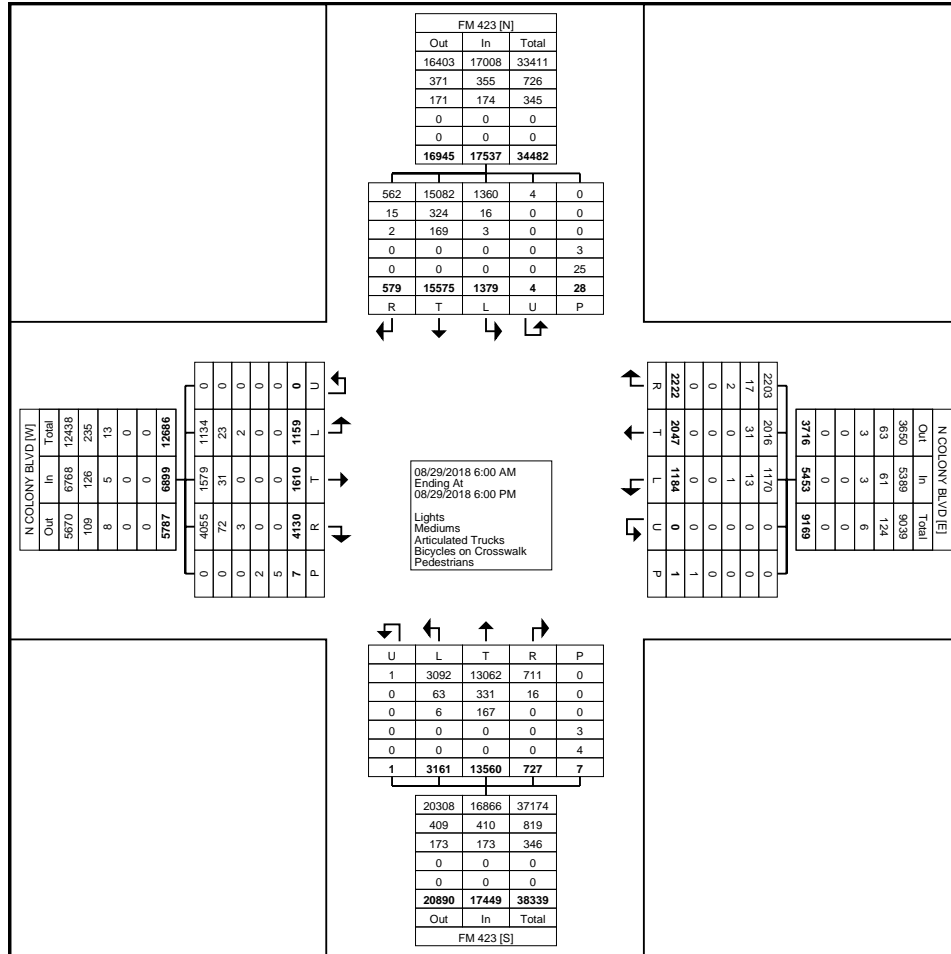
Start Time	FM 423 Southbound						N COLONY BLVD Westbound						FM 423 Northbound						N COLONY BLVD Eastbound						Int. Total
	Left	Thru	Right	U-Turn	Peds	App. Total	Left	Thru	Right	U-Turn	Peds	App. Total	Left	Thru	Right	U-Turn	Peds	App. Total	Left	Thru	Right	U-Turn	Peds	App. Total	
6:00 AM	11	399	9	0	0	419	19	10	14	0	0	43	14	144	4	0	0	162	6	12	96	0	0	114	738
6:15 AM	15	594	5	0	0	614	25	9	21	0	0	55	13	179	6	0	0	198	11	31	71	0	0	113	980
6:30 AM	28	568	3	0	0	599	26	12	21	0	0	59	15	200	2	0	0	217	20	25	147	0	0	192	1067
6:45 AM	31	680	6	0	0	717	19	16	37	0	0	72	48	241	6	0	0	295	23	42	143	0	0	208	1292
Hourly Total	85	2241	23	0	0	2349	89	47	93	0	0	229	90	764	18	0	0	872	60	110	457	0	0	627	4077
7:00 AM	33	640	6	0	1	679	22	30	21	0	0	73	42	205	13	0	0	260	31	51	164	0	0	246	1258
7:15 AM	29	413	7	0	2	449	34	65	27	0	0	126	91	224	6	0	1	321	40	85	214	0	0	339	1235
7:30 AM	24	464	11	0	0	499	51	52	37	0	0	140	64	227	15	0	0	306	35	74	186	0	0	295	1240
7:45 AM	22	422	10	0	0	454	33	30	53	0	0	116	65	214	15	0	0	294	36	84	215	0	0	335	1199
Hourly Total	108	1939	34	0	3	2081	140	177	138	0	0	455	262	870	49	0	1	1181	142	294	779	0	0	1215	4932
8:00 AM	24	468	1	0	0	493	34	31	29	0	0	94	60	239	25	0	0	324	22	59	142	0	0	223	1134
8:15 AM	15	498	5	0	1	518	26	31	33	0	0	90	76	238	13	0	0	327	23	58	142	0	0	223	1158
8:30 AM	21	448	13	0	1	482	24	31	28	0	0	83	61	196	14	0	0	271	36	39	128	0	0	203	1039
8:45 AM	20	402	6	0	0	428	35	32	29	0	0	96	49	226	14	0	0	289	30	27	122	0	0	179	992
Hourly Total	80	1816	25	0	2	1921	119	125	119	0	0	363	246	899	66	0	0	1211	111	183	534	0	0	828	4323
9:00 AM	31	491	6	0	1	528	31	20	32	0	0	83	26	190	16	0	0	232	17	33	80	0	0	130	973
9:15 AM	21	383	5	1	0	410	22	25	21	0	0	68	37	236	11	0	0	284	21	15	83	0	0	119	881
9:30 AM	22	369	11	0	3	402	14	11	19	0	0	44	34	242	13	0	0	289	25	27	70	0	0	122	857
9:45 AM	27	315	9	0	1	351	18	25	40	0	0	83	48	222	12	0	0	282	17	21	63	0	0	101	817
Hourly Total	101	1558	31	1	5	1691	85	81	112	0	0	278	145	890	52	0	0	1087	80	96	296	0	0	472	3528
10:00 AM	29	242	6	0	0	277	26	26	21	0	0	73	36	166	12	0	0	214	14	15	65	0	0	94	658
10:15 AM	27	249	8	0	0	284	12	19	35	0	0	66	46	171	16	0	0	233	21	10	59	0	0	90	673
10:30 AM	29	269	7	0	1	305	22	28	23	0	1	73	38	154	13	0	0	205	18	22	69	0	1	109	692
10:45 AM	15	243	11	0	0	269	27	31	28	0	0	86	63	188	13	0	0	264	18	16	58	0	0	92	711
Hourly Total	100	1003	32	0	1	1135	87	104	107	0	1	298	183	679	54	0	0	916	71	63	251	0	1	385	2734
11:00 AM	21	226	12	1	0	260	27	28	21	0	0	76	39	213	15	0	0	267	17	28	50	0	0	95	698
11:15 AM	22	241	14	0	0	277	19	24	27	0	0	70	47	221	14	0	0	282	13	20	59	0	0	92	721
11:30 AM	29	224	9	1	0	263	21	17	32	0	0	70	61	195	15	0	0	271	30	19	49	0	0	98	702
11:45 AM	25	249	14	0	0	288	17	23	27	0	0	67	56	261	12	0	0	329	16	19	74	0	0	109	793
Hourly Total	97	940	49	2	0	1088	84	92	107	0	0	283	203	890	56	0	0	1149	76	86	232	0	0	394	2914
12:00 PM	27	216	21	0	0	264	32	38	31	0	0	101	62	222	18	0	0	302	35	26	56	0	0	117	784
12:15 PM	29	204	13	0	0	246	30	23	19	0	0	72	59	266	23	0	0	348	20	22	64	0	0	106	772
12:30 PM	28	249	16	0	0	293	22	30	29	0	0	81	54	271	24	0	0	349	22	15	61	0	0	98	821
12:45 PM	27	226	8	0	0	261	22	26	28	0	0	76	59	220	15	0	0	294	25	25	44	0	0	94	725
Hourly Total	111	895	58	0	0	1064	106	117	107	0	0	330	234	979	80	0	0	1293	102	88	225	0	0	415	3102
1:00 PM	25	233	15	0	0	273	26	28	31	0	0	85	62	221	12	0	0	295	23	13	59	0	0	95	748
1:15 PM	29	252	12	0	0	293	15	30	35	0	0	80	61	276	17	0	0	354	19	17	52	0	0	88	815
1:30 PM	31	231	8	1	0	271	16	31	38	0	0	85	50	215	18	0	0	283	28	26	68	0	0	122	761
1:45 PM	25	230	15	0	1	270	37	25	26	0	0	88	67	254	17	0	0	338	24	23	56	0	1	103	799
Hourly Total	110	946	50	1	1	1107	94	114	130	0	0	338	240	966	64	0	0	1270	94	79	235	0	1	408	3123

2:00 PM	26	222	16	0	0	264	18	38	40	0	0	96	53	249	19	0	0	321	24	23	58	0	0	105	786
2:15 PM	21	238	14	0	0	273	16	30	36	0	0	82	91	305	19	0	0	415	23	27	55	0	1	105	875
2:30 PM	24	228	18	0	0	270	19	39	47	0	0	105	76	308	29	0	0	413	14	30	51	0	0	95	883
2:45 PM	32	267	13	0	1	312	17	42	45	0	0	104	114	337	29	0	0	480	18	20	53	0	0	91	987
Hourly Total	103	955	61	0	1	1119	70	149	168	0	0	387	334	1199	96	0	0	1629	79	100	217	0	1	396	3531
3:00 PM	27	229	13	0	1	269	26	44	53	0	0	123	70	319	10	0	0	399	31	62	99	0	0	192	983
3:15 PM	36	226	12	0	0	274	25	35	57	0	0	117	76	346	19	0	1	441	24	27	68	0	0	119	951
3:30 PM	21	274	11	0	3	306	21	49	45	0	0	115	76	387	22	0	0	485	25	17	48	0	0	90	996
3:45 PM	29	246	17	0	0	292	19	65	64	0	0	148	113	343	35	0	1	491	15	34	68	0	0	117	1048
Hourly Total	113	975	53	0	4	1141	91	193	219	0	0	503	335	1395	86	0	2	1816	95	140	283	0	0	518	3978
4:00 PM	49	236	11	0	0	296	25	96	69	0	0	190	124	384	25	0	1	533	16	40	44	0	2	100	1119
4:15 PM	46	286	25	0	2	357	30	89	88	0	0	207	102	486	9	0	1	597	29	52	90	0	0	171	1332
4:30 PM	35	262	24	0	3	321	27	70	110	0	0	207	119	478	8	0	0	605	43	43	89	0	0	175	1308
4:45 PM	50	313	17	0	5	380	21	92	108	0	0	221	139	538	16	0	1	693	32	40	87	0	1	159	1453
Hourly Total	180	1097	77	0	10	1354	103	347	375	0	0	825	484	1886	58	0	3	2428	120	175	310	0	3	605	5212
5:00 PM	37	303	20	0	0	360	33	114	111	0	0	258	101	546	10	0	1	657	35	49	68	0	1	152	1427
5:15 PM	53	303	23	0	0	379	25	122	159	0	0	306	107	517	17	1	0	642	23	48	75	0	0	146	1473
5:30 PM	48	304	22	0	0	374	35	108	124	0	0	267	111	564	9	0	0	684	39	50	77	0	0	166	1491
5:45 PM	53	300	21	0	1	374	23	157	153	0	0	333	86	516	12	0	0	614	32	49	91	0	0	172	1493
Hourly Total	191	1210	86	0	1	1487	116	501	547	0	0	1164	405	2143	48	1	1	2597	129	196	311	0	1	636	5884
Grand Total	1379	15575	579	4	28	17537	1184	2047	2222	0	1	5453	3161	13560	727	1	7	17449	1159	1610	4130	0	7	6899	47338
Approach %	7.9	88.8	3.3	0.0	-	-	21.7	37.5	40.7	0.0	-	-	18.1	77.7	4.2	0.0	-	-	16.8	23.3	59.9	0.0	-	-	-
Total %	2.9	32.9	1.2	0.0	-	37.0	2.5	4.3	4.7	0.0	-	11.5	6.7	28.6	1.5	0.0	-	36.9	2.4	3.4	8.7	0.0	-	14.6	-
Lights	1360	15082	562	4	-	17008	1170	2016	2203	0	-	5389	3092	13062	711	1	-	16866	1134	1579	4055	0	-	6768	46031
% Lights	98.6	96.8	97.1	100.0	-	97.0	98.8	98.5	99.1	-	-	98.8	97.8	96.3	97.8	100.0	-	96.7	97.8	98.1	98.2	-	-	98.1	97.2
Mediums	16	324	15	0	-	355	13	31	17	0	-	61	63	331	16	0	-	410	23	31	72	0	-	126	952
% Mediums	1.2	2.1	2.6	0.0	-	2.0	1.1	1.5	0.8	-	-	1.1	2.0	2.4	2.2	0.0	-	2.3	2.0	1.9	1.7	-	-	1.8	2.0
Articulated Trucks	3	169	2	0	-	174	1	0	2	0	-	3	6	167	0	0	-	173	2	0	3	0	-	5	355
% Articulated Trucks	0.2	1.1	0.3	0.0	-	1.0	0.1	0.0	0.1	-	-	0.1	0.2	1.2	0.0	0.0	-	1.0	0.2	0.0	0.1	-	-	0.1	0.7
Bicycles on Crosswalk	-	-	-	-	3	-	-	-	-	0	-	-	-	-	-	-	3	-	-	-	-	-	2	-	-
% Bicycles on Crosswalk	-	-	-	-	10.7	-	-	-	-	0.0	-	-	-	-	-	-	42.9	-	-	-	-	-	28.6	-	-
Pedestrians	-	-	-	-	25	-	-	-	-	1	-	-	-	-	-	-	4	-	-	-	-	-	5	-	-
% Pedestrians	-	-	-	-	89.3	-	-	-	-	100.0	-	-	-	-	-	-	57.1	-	-	-	-	-	71.4	-	-

GRAM Traffic NTX Inc.
1120 W. Lovers Lane

Arlington, Texas, United States 76013
817.265.8968 john@gramntx.com

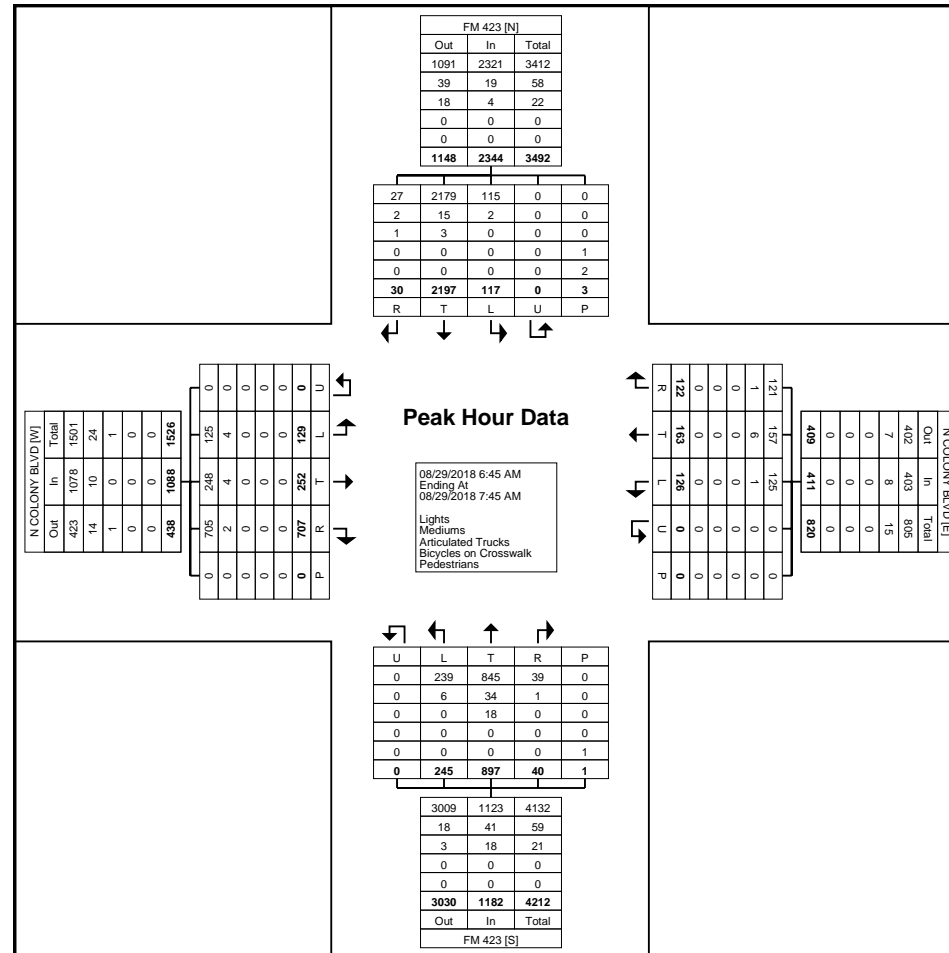
Count Name: 7 - FM 423 @ N COLONY BLVD
Site Code:
Start Date: 08/29/2018
Page No: 3



Turning Movement Data Plot

Turning Movement Peak Hour Data (6:45 AM)

Start Time	FM 423 Southbound						N COLONY BLVD Westbound						FM 423 Northbound						N COLONY BLVD Eastbound						Int. Total
	Left	Thru	Right	U-Turn	Peds	App. Total	Left	Thru	Right	U-Turn	Peds	App. Total	Left	Thru	Right	U-Turn	Peds	App. Total	Left	Thru	Right	U-Turn	Peds	App. Total	
6:45 AM	31	680	6	0	0	717	19	16	37	0	0	72	48	241	6	0	0	295	23	42	143	0	0	208	1292
7:00 AM	33	640	6	0	1	679	22	30	21	0	0	73	42	205	13	0	0	260	31	51	164	0	0	246	1258
7:15 AM	29	413	7	0	2	449	34	65	27	0	0	126	91	224	6	0	1	321	40	85	214	0	0	339	1235
7:30 AM	24	464	11	0	0	499	51	52	37	0	0	140	64	227	15	0	0	306	35	74	186	0	0	295	1240
Total	117	2197	30	0	3	2344	126	163	122	0	0	411	245	897	40	0	1	1182	129	252	707	0	0	1088	5025
Approach %	5.0	93.7	1.3	0.0	-	-	30.7	39.7	29.7	0.0	-	-	20.7	75.9	3.4	0.0	-	-	11.9	23.2	65.0	0.0	-	-	-
Total %	2.3	43.7	0.6	0.0	-	46.6	2.5	3.2	2.4	0.0	-	8.2	4.9	17.9	0.8	0.0	-	23.5	2.6	5.0	14.1	0.0	-	21.7	-
PHF	0.886	0.808	0.682	0.000	-	0.817	0.618	0.627	0.824	0.000	-	0.734	0.673	0.930	0.667	0.000	-	0.921	0.806	0.741	0.826	0.000	-	0.802	0.972
Lights	115	2179	27	0	-	2321	125	157	121	0	-	403	239	845	39	0	-	1123	125	248	705	0	-	1078	4925
% Lights	98.3	99.2	90.0	-	-	99.0	99.2	96.3	99.2	-	-	98.1	97.6	94.2	97.5	-	-	95.0	96.9	98.4	99.7	-	-	99.1	98.0
Mediums	2	15	2	0	-	19	1	6	1	0	-	8	6	34	1	0	-	41	4	4	2	0	-	10	78
% Mediums	1.7	0.7	6.7	-	-	0.8	0.8	3.7	0.8	-	-	1.9	2.4	3.8	2.5	-	-	3.5	3.1	1.6	0.3	-	-	0.9	1.6
Articulated Trucks	0	3	1	0	-	4	0	0	0	0	-	0	0	18	0	0	-	18	0	0	0	0	-	0	22
% Articulated Trucks	0.0	0.1	3.3	-	-	0.2	0.0	0.0	0.0	-	-	0.0	0.0	2.0	0.0	-	-	1.5	0.0	0.0	0.0	-	-	0.0	0.4
Bicycles on Crosswalk	-	-	-	-	1	-	-	-	-	-	0	-	-	-	-	-	0	-	-	-	-	-	0	-	-
% Bicycles on Crosswalk	-	-	-	-	33.3	-	-	-	-	-	-	-	-	-	-	-	0.0	-	-	-	-	-	-	-	-
Pedestrians	-	-	-	-	2	-	-	-	-	-	0	-	-	-	-	-	1	-	-	-	-	-	0	-	-
% Pedestrians	-	-	-	-	66.7	-	-	-	-	-	-	-	-	-	-	-	100.0	-	-	-	-	-	-	-	-



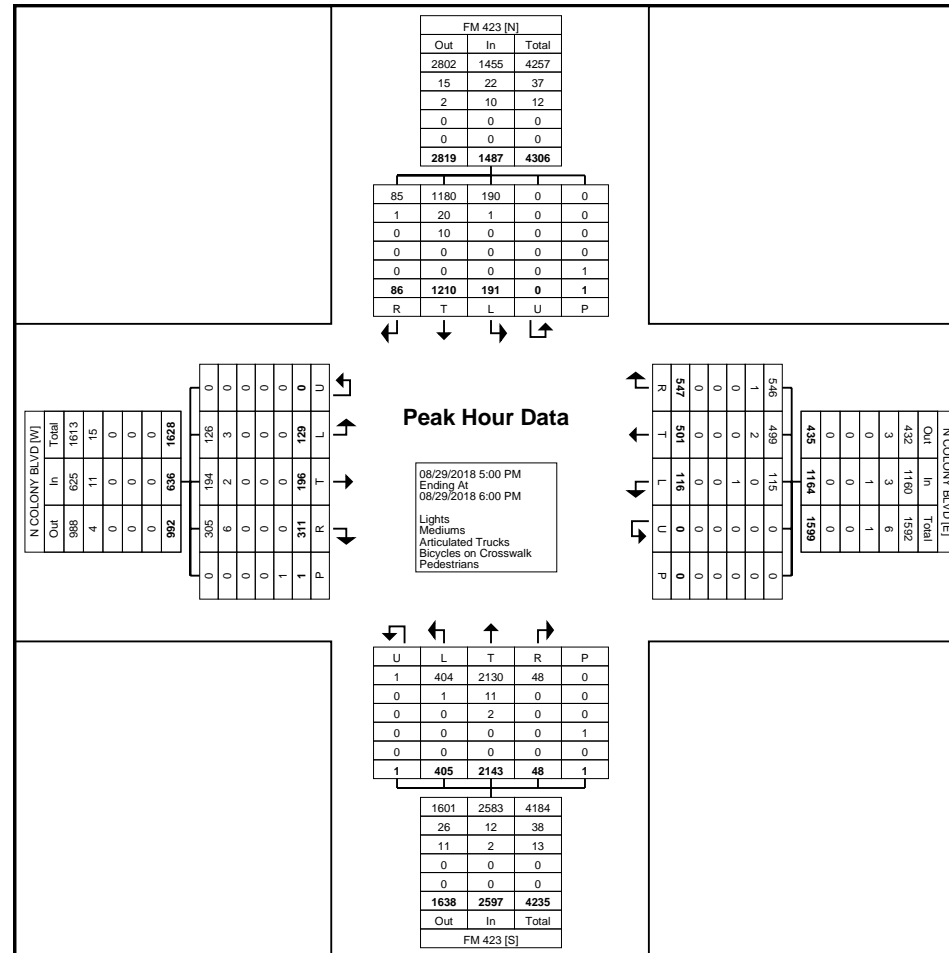
Turning Movement Peak Hour Data Plot (6:45 AM)

GRAM Traffic NTX Inc.
 1120 W. Lovers Lane
 Arlington, Texas, United States 76013
 817.265.8968 john@gramntx.com

Count Name: 7 - FM 423 @ N COLONY BLVD
 Site Code:
 Start Date: 08/29/2018
 Page No: 6

Turning Movement Peak Hour Data (5:00 PM)

Start Time	FM 423 Southbound						N COLONY BLVD Westbound						FM 423 Northbound						N COLONY BLVD Eastbound						Int. Total
	Left	Thru	Right	U-Turn	Peds	App. Total	Left	Thru	Right	U-Turn	Peds	App. Total	Left	Thru	Right	U-Turn	Peds	App. Total	Left	Thru	Right	U-Turn	Peds	App. Total	
5:00 PM	37	303	20	0	0	360	33	114	111	0	0	258	101	546	10	0	1	657	35	49	68	0	1	152	1427
5:15 PM	53	303	23	0	0	379	25	122	159	0	0	306	107	517	17	1	0	642	23	48	75	0	0	146	1473
5:30 PM	48	304	22	0	0	374	35	108	124	0	0	267	111	564	9	0	0	684	39	50	77	0	0	166	1491
5:45 PM	53	300	21	0	1	374	23	157	153	0	0	333	86	516	12	0	0	614	32	49	91	0	0	172	1493
Total	191	1210	86	0	1	1487	116	501	547	0	0	1164	405	2143	48	1	1	2597	129	196	311	0	1	636	5884
Approach %	12.8	81.4	5.8	0.0	-	-	10.0	43.0	47.0	0.0	-	-	15.6	82.5	1.8	0.0	-	-	20.3	30.8	48.9	0.0	-	-	-
Total %	3.2	20.6	1.5	0.0	-	25.3	2.0	8.5	9.3	0.0	-	19.8	6.9	36.4	0.8	0.0	-	44.1	2.2	3.3	5.3	0.0	-	10.8	-
PHF	0.901	0.995	0.935	0.000	-	0.981	0.829	0.798	0.860	0.000	-	0.874	0.912	0.950	0.706	0.250	-	0.949	0.827	0.980	0.854	0.000	-	0.924	0.985
Lights	190	1180	85	0	-	1455	115	499	546	0	-	1160	404	2130	48	1	-	2583	126	194	305	0	-	625	5823
% Lights	99.5	97.5	98.8	-	-	97.8	99.1	99.6	99.8	-	-	99.7	99.8	99.4	100.0	100.0	-	99.5	97.7	99.0	98.1	-	-	98.3	99.0
Mediums	1	20	1	0	-	22	0	2	1	0	-	3	1	11	0	0	-	12	3	2	6	0	-	11	48
% Mediums	0.5	1.7	1.2	-	-	1.5	0.0	0.4	0.2	-	-	0.3	0.2	0.5	0.0	0.0	-	0.5	2.3	1.0	1.9	-	-	1.7	0.8
Articulated Trucks	0	10	0	0	-	10	1	0	0	0	-	1	0	2	0	0	-	2	0	0	0	0	-	0	13
% Articulated Trucks	0.0	0.8	0.0	-	-	0.7	0.9	0.0	0.0	-	-	0.1	0.0	0.1	0.0	0.0	-	0.1	0.0	0.0	0.0	-	-	0.0	0.2
Bicycles on Crosswalk	-	-	-	-	0	-	-	-	-	-	0	-	-	-	-	-	1	-	-	-	-	-	0	-	-
% Bicycles on Crosswalk	-	-	-	-	0.0	-	-	-	-	-	-	-	-	-	-	-	100.0	-	-	-	-	-	0.0	-	-
Pedestrians	-	-	-	-	1	-	-	-	-	-	0	-	-	-	-	-	0	-	-	-	-	-	1	-	-
% Pedestrians	-	-	-	-	100.0	-	-	-	-	-	-	-	-	-	-	-	0.0	-	-	-	-	-	100.0	-	-



Turning Movement Peak Hour Data Plot (5:00 PM)

GRAM Traffic NTX Inc.
1120 W. Lovers Lane
Arlington, Texas, United States 76013
817.265.8968 john@gramntx.com

Count Name: 7 - FM 423 @ N COLONY BLVD
Site Code:
Start Date: 08/29/2018
Page No: 8