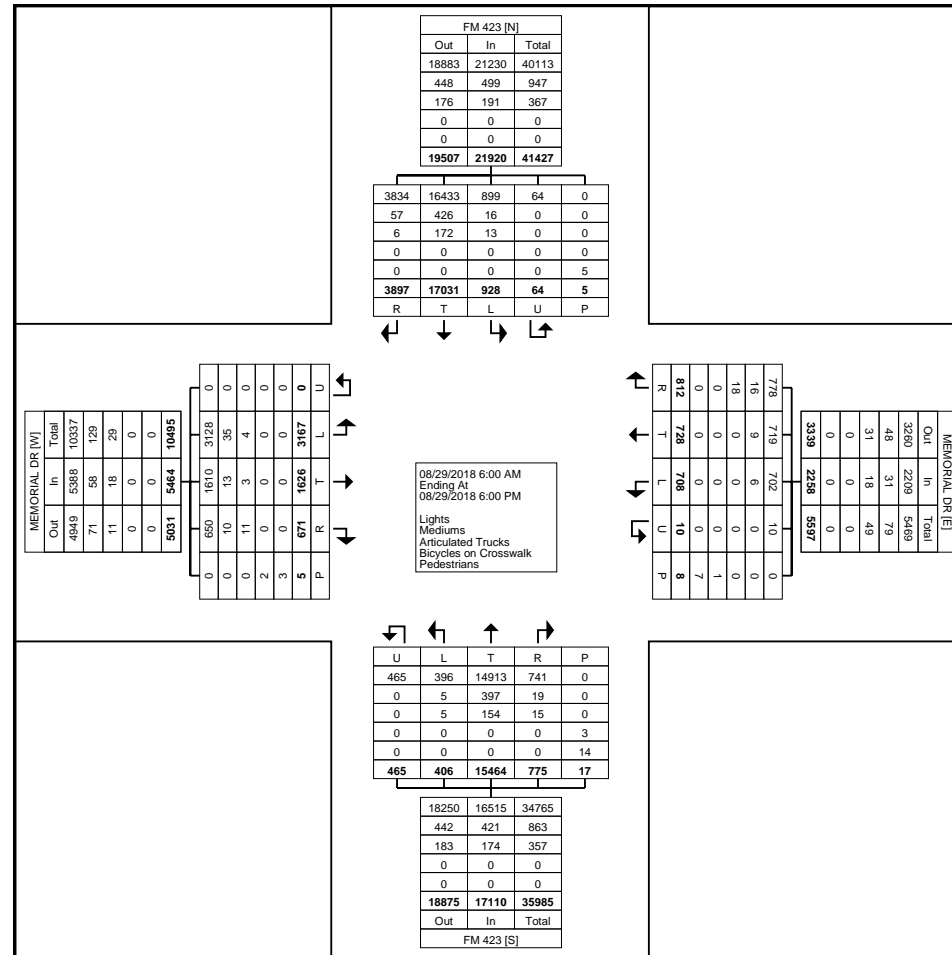


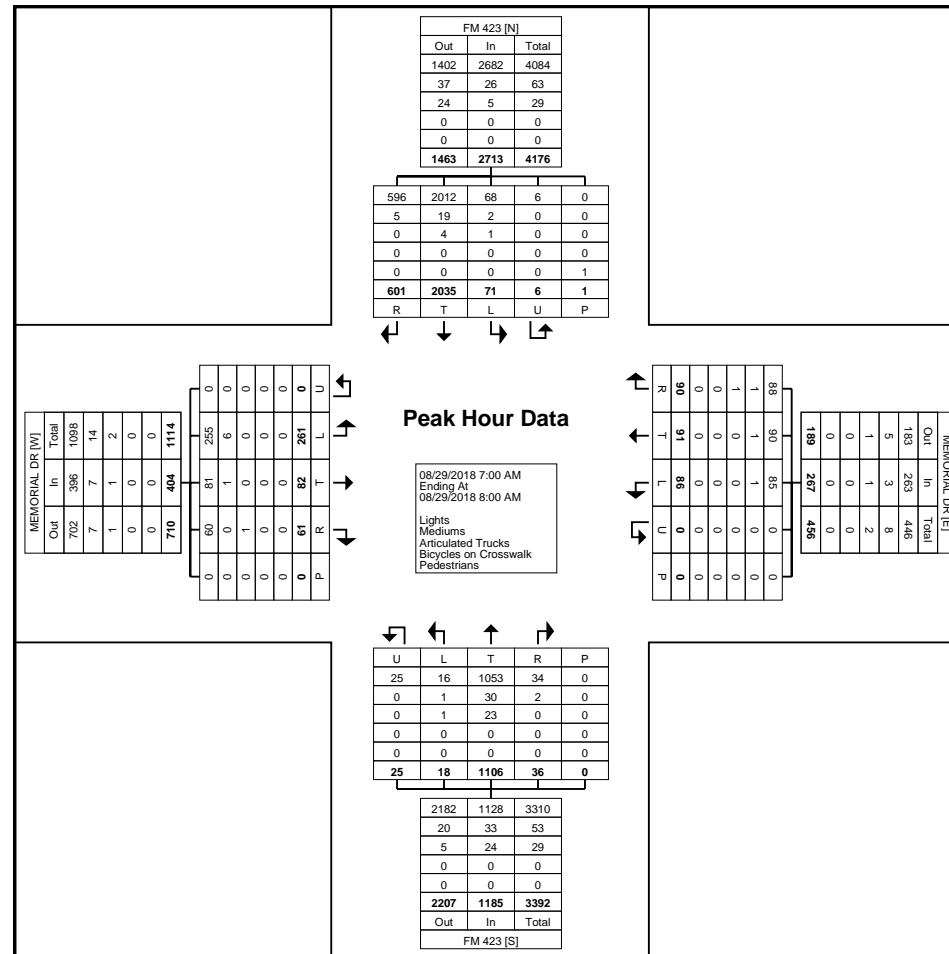
Turning Movement Data

Start Time	FM 423 Southbound						MEMORIAL DR Westbound						FM 423 Northbound						MEMORIAL DR Eastbound						Int. Total
	Left	Thru	Right	U-Turn	Peds	App. Total	Left	Thru	Right	U-Turn	Peds	App. Total	Left	Thru	Right	U-Turn	Peds	App. Total	Left	Thru	Right	U-Turn	Peds	App. Total	
6:00 AM	1	376	120	0	0	497	6	2	5	0	0	13	1	156	2	1	0	160	19	4	8	0	0	31	701
6:15 AM	3	539	150	1	0	693	16	7	4	0	0	27	1	212	8	2	0	223	25	10	6	0	0	41	984
6:30 AM	6	555	167	0	0	728	18	9	2	1	0	30	4	234	5	3	0	246	29	8	17	0	0	54	1058
6:45 AM	7	562	131	0	0	700	20	15	5	0	1	40	6	243	7	4	1	260	28	15	9	0	0	52	1052
Hourly Total	17	2032	568	1	0	2618	60	33	16	1	1	110	12	845	22	10	1	889	101	37	40	0	0	178	3795
7:00 AM	20	551	125	1	0	697	25	21	10	0	0	56	7	261	9	6	0	283	56	19	12	0	0	87	1123
7:15 AM	11	576	168	1	0	756	15	16	17	0	0	48	5	287	6	7	0	305	57	22	18	0	0	97	1206
7:30 AM	16	468	164	1	0	649	30	30	32	0	0	92	5	275	13	7	0	300	80	20	21	0	0	121	1162
7:45 AM	24	440	144	3	1	611	16	24	31	0	0	71	1	283	8	5	0	297	68	21	10	0	0	99	1078
Hourly Total	71	2035	601	6	1	2713	86	91	90	0	0	267	18	1106	36	25	0	1185	261	82	61	0	0	404	4569
8:00 AM	19	482	141	0	0	642	16	20	39	0	0	75	6	259	14	6	0	285	60	21	13	0	0	94	1096
8:15 AM	13	513	159	0	0	685	16	23	23	1	0	63	9	228	17	8	0	262	50	33	15	0	0	98	1108
8:30 AM	11	542	126	0	0	679	17	17	11	1	0	46	5	277	15	9	1	306	40	28	12	0	0	80	1111
8:45 AM	20	461	133	0	1	614	10	9	7	0	0	26	9	248	14	6	0	277	48	23	15	0	0	86	1003
Hourly Total	63	1998	559	0	1	2620	59	69	80	2	0	210	29	1012	60	29	1	1130	198	105	55	0	0	358	4318
9:00 AM	26	346	110	1	0	483	21	16	10	0	0	47	12	229	9	8	0	258	48	25	8	0	0	81	869
9:15 AM	17	391	111	3	0	522	14	9	2	0	0	25	8	271	11	13	0	303	39	22	16	0	0	77	927
9:30 AM	16	325	68	1	0	410	12	11	20	0	0	43	17	269	13	11	1	310	44	26	28	0	0	98	861
9:45 AM	14	283	76	1	0	374	8	8	10	0	0	26	6	250	11	9	1	276	38	16	8	0	0	62	738
Hourly Total	73	1345	365	6	0	1789	55	44	42	0	0	141	43	1019	44	41	2	1147	169	89	60	0	0	318	3395
10:00 AM	18	302	9	3	0	332	11	6	6	0	0	23	10	235	17	10	0	272	38	17	8	0	0	63	690
10:15 AM	10	334	41	0	0	385	9	8	13	0	0	30	5	246	9	18	0	278	24	19	14	0	0	57	750
10:30 AM	17	281	45	0	0	343	19	7	12	0	0	38	6	219	14	10	1	249	38	18	12	0	0	68	698
10:45 AM	19	318	42	0	0	379	9	5	9	1	0	24	10	226	19	14	0	269	51	18	15	0	0	84	756
Hourly Total	64	1235	137	3	0	1439	48	26	40	1	0	115	31	926	59	52	1	1068	151	72	49	0	0	272	2894
11:00 AM	17	256	54	0	0	327	5	10	4	1	0	20	6	276	24	12	0	318	36	22	14	0	0	72	737
11:15 AM	18	301	57	0	0	376	11	7	11	1	0	30	9	265	12	9	0	295	51	28	13	0	0	92	793
11:30 AM	12	295	52	0	0	359	7	8	15	0	0	30	13	269	24	17	2	323	40	22	15	0	0	77	789
11:45 AM	21	303	51	2	0	377	13	8	9	2	0	32	12	311	13	15	0	351	53	23	12	0	0	88	848
Hourly Total	68	1155	214	2	0	1439	36	33	39	4	0	112	40	1121	73	53	2	1287	180	95	54	0	0	329	3167
12:00 PM	29	283	64	1	0	377	14	13	18	0	0	45	20	280	15	13	1	328	76	32	19	0	0	127	877
12:15 PM	22	274	51	1	0	348	11	14	6	0	0	31	4	299	26	23	0	352	57	33	11	0	0	101	832
12:30 PM	21	284	66	1	1	372	16	13	14	0	1	43	13	283	15	18	2	329	57	25	23	0	0	105	849
12:45 PM	22	271	56	3	0	352	16	11	11	0	0	38	13	256	12	15	1	296	65	30	14	0	0	109	795
Hourly Total	94	1112	237	6	1	1449	57	51	49	0	1	157	50	1118	68	69	4	1305	255	120	67	0	0	442	3353
1:00 PM	22	288	46	2	0	358	10	5	7	0	0	22	10	306	8	10	0	334	62	31	13	0	1	106	820
1:15 PM	16	282	54	2	0	354	10	9	18	0	0	37	8	321	15	21	2	365	36	33	13	0	0	82	838
1:30 PM	20	260	67	0	0	347	12	12	12	0	0	36	7	281	16	20	0	324	56	29	18	0	0	103	810
1:45 PM	27	270	46	3	0	346	11	16	18	0	0	45	12	305	21	6	0	344	53	31	17	0	0	101	836
Hourly Total	85	1100	213	7	0	1405	43	42	55	0	0	140	37	1213	60	57	2	1367	207	124	61	0	1	392	3304

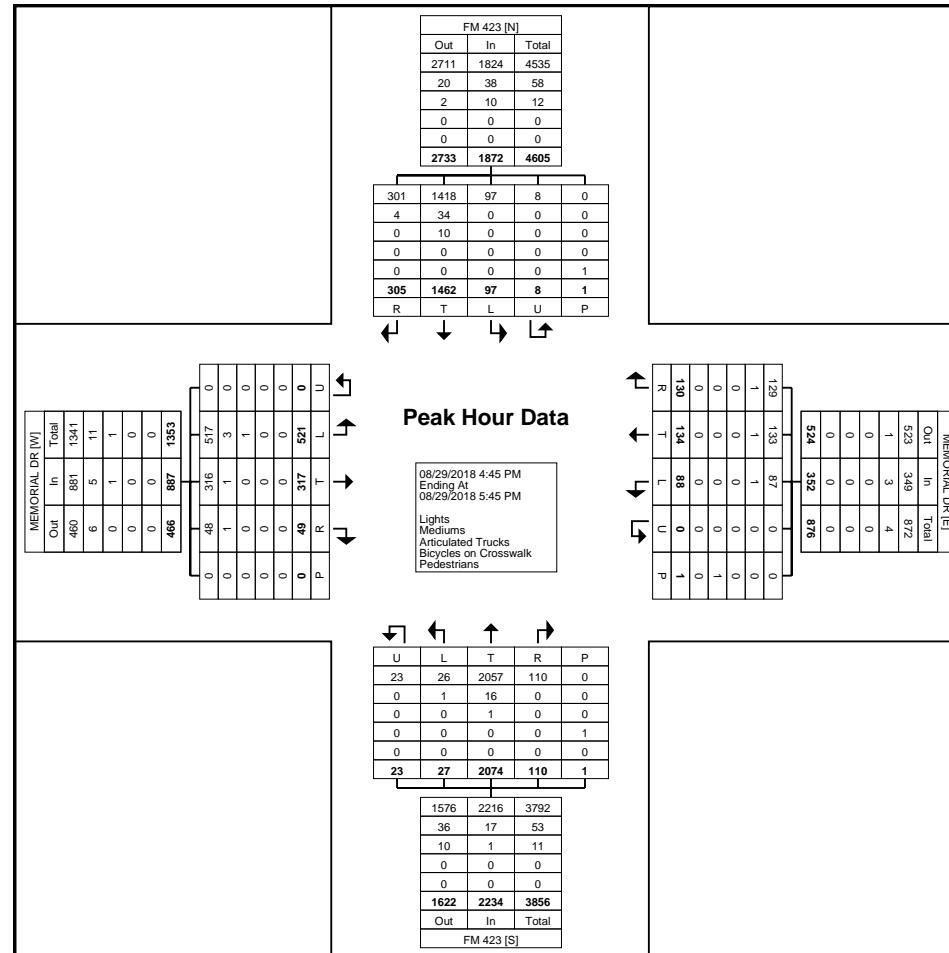
2:00 PM	20	229	43	1	0	293	12	12	18	0	1	42	9	341	12	14	0	376	49	29	19	0	0	97	808
2:15 PM	16	273	50	2	0	341	15	14	19	0	2	48	12	367	14	10	1	403	74	32	13	0	0	119	911
2:30 PM	25	315	59	1	0	400	11	4	12	0	0	27	8	399	13	7	0	427	76	22	12	0	0	110	964
2:45 PM	22	262	43	2	0	329	8	3	17	0	0	28	16	392	11	9	0	428	85	32	16	0	0	133	918
Hourly Total	83	1079	195	6	0	1363	46	33	66	0	3	145	45	1499	50	40	1	1634	284	115	60	0	0	459	3601
3:00 PM	20	273	58	2	0	353	12	17	18	0	0	47	5	377	17	5	0	404	84	30	10	0	0	124	928
3:15 PM	26	300	47	1	0	374	15	15	28	0	0	58	12	366	23	7	1	408	92	50	13	0	1	155	995
3:30 PM	25	291	58	3	1	377	11	21	26	0	1	58	12	443	20	4	0	479	87	37	11	0	1	135	1049
3:45 PM	47	298	64	2	0	411	13	18	20	0	0	51	7	399	22	12	0	440	87	47	13	0	1	147	1049
Hourly Total	118	1162	227	8	1	1515	51	71	92	0	1	214	36	1585	82	28	1	1731	350	164	47	0	3	561	4021
4:00 PM	38	328	74	2	0	442	15	17	30	1	0	63	7	456	26	4	0	493	113	63	14	0	1	190	1188
4:15 PM	21	345	68	2	0	436	18	19	20	1	0	58	7	522	22	13	0	564	108	59	19	0	0	186	1244
4:30 PM	28	315	48	3	0	394	22	24	20	0	1	66	9	497	26	9	1	541	127	92	19	0	0	238	1239
4:45 PM	31	348	66	3	0	448	21	27	31	0	1	79	7	584	22	7	1	620	123	64	9	0	0	196	1343
Hourly Total	118	1336	256	10	0	1720	76	87	101	2	2	266	30	2059	96	33	2	2218	471	278	61	0	1	810	5014
5:00 PM	22	339	82	3	1	446	16	36	32	0	0	84	7	470	19	7	0	503	137	74	12	0	0	223	1256
5:15 PM	17	361	75	0	0	453	23	31	38	0	0	92	8	522	38	0	0	568	121	78	14	0	0	213	1326
5:30 PM	27	414	82	2	0	525	28	40	29	0	0	97	5	498	31	9	0	543	140	101	14	0	0	255	1420
5:45 PM	8	328	86	4	0	426	24	41	43	0	0	108	15	471	37	12	0	535	142	92	16	0	0	250	1319
Hourly Total	74	1442	325	9	1	1850	91	148	142	0	0	381	35	1961	125	28	0	2149	540	345	56	0	0	941	5321
Grand Total	928	17031	3897	64	5	21920	708	728	812	10	8	2258	406	15464	775	465	17	17110	3167	1626	671	0	5	5464	46752
Approach %	4.2	77.7	17.8	0.3	-	-	31.4	32.2	36.0	0.4	-	-	2.4	90.4	4.5	2.7	-	-	58.0	29.8	12.3	0.0	-	-	-
Total %	2.0	36.4	8.3	0.1	-	46.9	1.5	1.6	1.7	0.0	-	4.8	0.9	33.1	1.7	1.0	-	36.6	6.8	3.5	1.4	0.0	-	11.7	-
Lights	899	16433	3834	64	-	21230	702	719	778	10	-	2209	396	14913	741	465	-	16515	3128	1610	650	0	-	5388	45342
% Lights	96.9	96.5	98.4	100.0	-	96.9	99.2	98.8	95.8	100.0	-	97.8	97.5	96.4	95.6	100.0	-	96.5	98.8	99.0	96.9	-	-	98.6	97.0
Mediums	16	426	57	0	-	499	6	9	16	0	-	31	5	397	19	0	-	421	35	13	10	0	-	58	1009
% Mediums	1.7	2.5	1.5	0.0	-	2.3	0.8	1.2	2.0	0.0	-	1.4	1.2	2.6	2.5	0.0	-	2.5	1.1	0.8	1.5	-	-	1.1	2.2
Articulated Trucks	13	172	6	0	-	191	0	0	18	0	-	18	5	154	15	0	-	174	4	3	11	0	-	18	401
% Articulated Trucks	1.4	1.0	0.2	0.0	-	0.9	0.0	0.0	2.2	0.0	-	0.8	1.2	1.0	1.9	0.0	-	1.0	0.1	0.2	1.6	-	-	0.3	0.9
Bicycles on Crosswalk	-	-	-	-	0	-	-	-	-	-	1	-	-	-	-	-	3	-	-	-	-	-	2	-	-
% Bicycles on Crosswalk	-	-	-	-	0.0	-	-	-	-	-	12.5	-	-	-	-	-	17.6	-	-	-	-	-	40.0	-	-
Pedestrians	-	-	-	-	5	-	-	-	-	-	7	-	-	-	-	-	14	-	-	-	-	-	3	-	-
% Pedestrians	-	-	-	-	100.0	-	-	-	-	-	87.5	-	-	-	-	-	82.4	-	-	-	-	-	60.0	-	-



Turning Movement Data Plot



Turning Movement Peak Hour Data Plot (7:00 AM)



Turning Movement Peak Hour Data Plot (4:45 PM)

GRAM Traffic NTX Inc.
1120 W. Lovers Lane
Arlington, Texas, United States 76013
817.265.8968 john@gramntx.com

Count Name: 3 - FM 423 @ MEMORIAL DR
Site Code:
Start Date: 08/29/2018
Page No: 8