

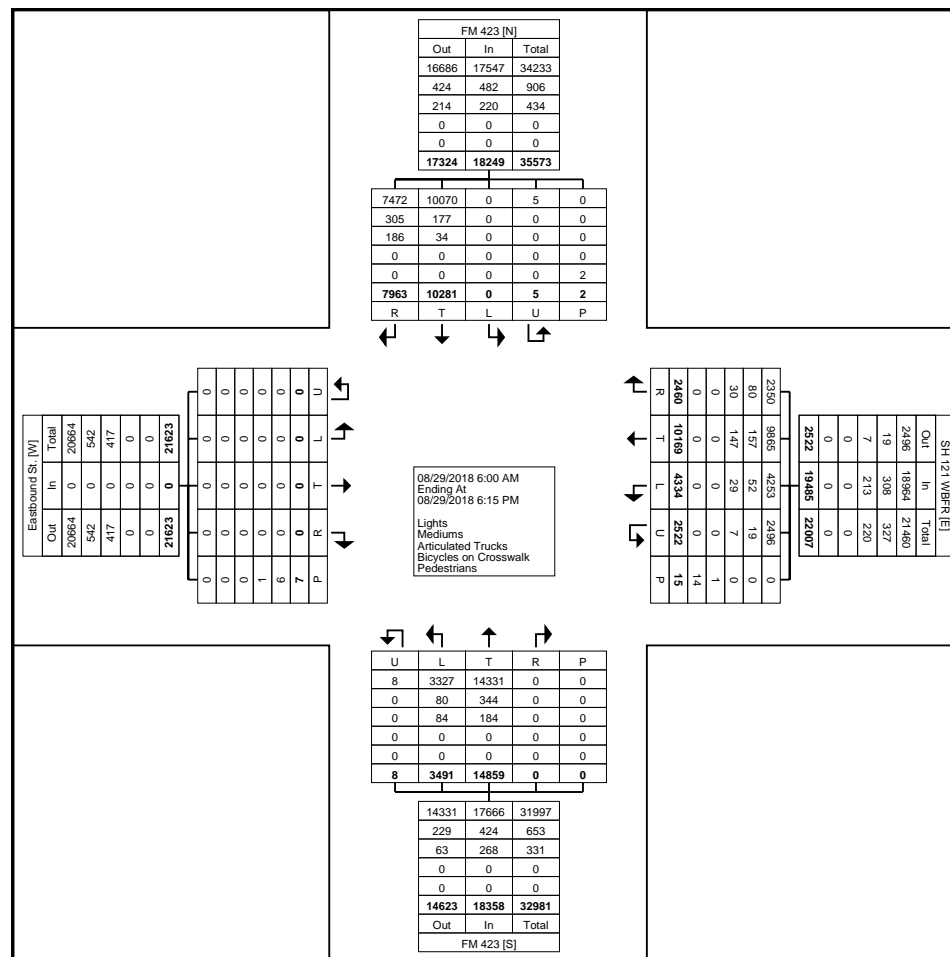
GRAM Traffic NTX Inc.
 1120 W. Lovers Lane
 Arlington, Texas, United States 76013
 817.265.8968 john@gramntx.com

Count Name: 2 - FM 423 @ SH 121 WBFR
 Site Code:
 Start Date: 08/29/2018
 Page No: 1

Turning Movement Data

Start Time	FM 423 Southbound						SH 121 WBFR Westbound						FM 423 Northbound						Eastbound St. Eastbound						Int. Total
	Left	Thru	Right	U-Turn	Peds	App. Total	Left	Thru	Right	U-Turn	Peds	App. Total	Left	Thru	Right	U-Turn	Peds	App. Total	Left	Thru	Right	U-Turn	Peds	App. Total	
6:00 AM	0	148	239	0	0	387	28	155	11	13	0	207	51	173	0	0	0	224	0	0	0	0	0	0	818
6:15 AM	0	240	285	0	0	525	59	185	13	11	0	268	43	193	0	0	0	236	0	0	0	0	0	0	1029
6:30 AM	0	247	295	0	0	542	69	246	15	18	0	348	61	209	0	0	0	270	0	0	0	0	0	0	1160
6:45 AM	0	313	276	0	0	589	73	191	18	19	0	301	94	270	0	0	0	364	0	0	0	0	0	0	1254
Hourly Total	0	948	1095	0	0	2043	229	777	57	61	0	1124	249	845	0	0	0	1094	0	0	0	0	0	0	4261
7:00 AM	0	340	302	0	0	642	81	237	34	22	0	374	89	244	0	0	0	333	0	0	0	0	0	0	1349
7:15 AM	0	311	278	0	0	589	112	322	30	9	0	473	76	271	0	0	0	347	0	0	0	0	1	0	1409
7:30 AM	0	325	290	0	0	615	78	280	32	30	0	420	88	310	0	0	0	398	0	0	0	0	0	0	1433
7:45 AM	0	295	239	0	0	534	112	278	30	25	0	445	83	234	0	0	0	317	0	0	0	0	0	0	1296
Hourly Total	0	1271	1109	0	0	2380	383	1117	126	86	0	1712	336	1059	0	0	0	1395	0	0	0	0	1	0	5487
8:00 AM	0	241	219	0	0	460	90	241	34	17	0	382	85	258	0	1	0	344	0	0	0	0	0	0	1186
8:15 AM	0	324	231	0	0	555	100	237	25	21	0	383	75	276	0	0	0	351	0	0	0	0	0	0	1289
8:30 AM	0	274	233	0	0	507	104	293	40	22	0	459	65	233	0	0	0	298	0	0	0	0	0	0	1264
8:45 AM	0	249	176	0	0	425	105	217	52	32	1	406	76	224	0	1	0	301	0	0	0	0	0	0	1132
Hourly Total	0	1088	859	0	0	1947	399	988	151	92	1	1630	301	991	0	2	0	1294	0	0	0	0	0	0	4871
9:00 AM	0	247	173	0	0	420	88	173	34	34	1	329	60	259	0	0	0	319	0	0	0	0	0	0	1068
9:15 AM	0	256	201	0	0	457	72	162	62	41	0	337	85	264	0	0	0	349	0	0	0	0	0	0	1143
9:30 AM	0	239	165	0	0	404	79	184	49	35	0	347	61	232	0	0	0	293	0	0	0	0	0	0	1044
9:45 AM	0	195	146	1	0	342	68	150	39	43	1	300	79	255	0	0	0	334	0	0	0	0	0	0	976
Hourly Total	0	937	685	1	0	1623	307	669	184	153	2	1313	285	1010	0	0	0	1295	0	0	0	0	0	0	4231
10:00 AM	0	185	137	0	0	322	58	136	45	45	0	284	53	245	0	0	0	298	0	0	0	0	0	0	904
10:15 AM	0	214	151	0	0	365	54	168	53	54	0	329	66	194	0	0	0	260	0	0	0	0	0	0	954
10:30 AM	0	157	142	1	0	300	64	155	37	46	2	302	53	224	0	0	0	277	0	0	0	0	0	0	879
10:45 AM	0	215	141	0	0	356	76	119	53	48	0	296	59	212	0	0	0	271	0	0	0	0	0	0	923
Hourly Total	0	771	571	1	0	1343	252	578	188	193	2	1211	231	875	0	0	0	1106	0	0	0	0	0	0	3660
11:00 AM	0	160	115	0	0	275	82	121	52	63	2	318	55	245	0	0	0	300	0	0	0	0	1	0	893
11:15 AM	0	172	154	1	0	327	76	146	56	92	0	370	54	253	0	0	0	307	0	0	0	0	0	0	1004
11:30 AM	0	218	124	0	1	342	89	133	65	79	0	366	81	252	0	0	0	333	0	0	0	0	0	0	1041
11:45 AM	0	197	107	1	0	305	101	182	60	92	0	435	74	273	0	0	0	347	0	0	0	0	2	0	1087
Hourly Total	0	747	500	2	1	1249	348	582	233	326	2	1489	264	1023	0	0	0	1287	0	0	0	0	3	0	4025
12:00 PM	0	176	140	0	0	316	96	155	75	98	0	424	78	280	0	3	0	361	0	0	0	0	0	0	1101
12:15 PM	0	210	124	0	0	334	82	132	64	74	1	352	77	279	0	0	0	356	0	0	0	0	0	0	1042
12:30 PM	0	218	112	0	0	330	112	199	65	79	0	455	77	233	0	0	0	310	0	0	0	0	0	0	1095
12:45 PM	0	194	116	0	0	310	77	174	60	93	2	404	89	252	0	0	0	341	0	0	0	0	1	0	1055
Hourly Total	0	798	492	0	0	1290	367	660	264	344	3	1635	321	1044	0	3	0	1368	0	0	0	0	1	0	4293
1:00 PM	0	210	119	0	1	329	83	168	79	76	3	406	89	278	0	3	0	370	0	0	0	0	1	0	1105
1:15 PM	0	179	136	0	0	315	117	190	73	68	0	448	65	264	0	0	0	329	0	0	0	0	0	0	1092
1:30 PM	0	168	143	0	0	311	99	164	62	94	0	419	83	298	0	0	0	381	0	0	0	0	0	0	1111
1:45 PM	0	200	122	0	0	322	89	153	45	68	0	355	67	294	0	0	0	361	0	0	0	0	0	0	1038
Hourly Total	0	757	520	0	1	1277	388	675	259	306	3	1628	304	1134	0	3	0	1441	0	0	0	0	1	0	4346

2:00 PM	0	171	97	0	0	268	110	199	72	66	0	447	68	278	0	0	0	346	0	0	0	0	0	0	1061
2:15 PM	0	181	126	0	0	307	83	193	70	57	0	403	93	353	0	0	0	446	0	0	0	0	0	0	1156
2:30 PM	0	188	135	0	0	323	90	201	66	58	0	415	78	352	0	0	0	430	0	0	0	0	0	0	1168
2:45 PM	0	175	110	0	0	285	108	259	67	58	0	492	65	337	0	0	0	402	0	0	0	0	0	0	1179
Hourly Total	0	715	468	0	0	1183	391	852	275	239	0	1757	304	1320	0	0	0	1624	0	0	0	0	0	0	4564
3:00 PM	0	174	108	1	0	283	82	191	75	54	0	402	76	368	0	0	0	444	0	0	0	0	0	0	1129
3:15 PM	0	187	112	0	0	299	107	230	71	59	1	467	69	344	0	0	0	413	0	0	0	0	0	0	1179
3:30 PM	0	161	123	0	0	284	97	295	66	48	1	506	62	370	0	0	0	432	0	0	0	0	1	0	1222
3:45 PM	0	177	120	0	0	297	117	252	62	55	0	486	82	418	0	0	0	500	0	0	0	0	0	0	1283
Hourly Total	0	699	463	1	0	1163	403	968	274	216	2	1861	289	1500	0	0	0	1789	0	0	0	0	1	0	4813
4:00 PM	0	194	127	0	0	321	104	236	71	47	0	458	71	437	0	0	0	508	0	0	0	0	0	0	1287
4:15 PM	0	190	143	0	0	333	120	296	72	65	0	553	87	464	0	0	0	551	0	0	0	0	0	0	1437
4:30 PM	0	186	152	0	0	338	97	290	66	62	0	515	78	494	0	0	0	572	0	0	0	0	0	0	1425
4:45 PM	0	218	133	0	0	351	125	303	56	81	0	565	57	492	0	0	0	549	0	0	0	0	0	0	1465
Hourly Total	0	788	555	0	0	1343	446	1125	265	255	0	2091	293	1887	0	0	0	2180	0	0	0	0	0	0	5614
5:00 PM	0	186	178	0	0	364	92	280	52	71	0	495	76	553	0	0	0	629	0	0	0	0	0	0	1488
5:15 PM	0	195	167	0	0	362	121	288	41	66	0	516	78	511	0	0	0	589	0	0	0	0	0	0	1467
5:30 PM	0	207	147	0	0	354	109	291	46	48	0	494	81	549	0	0	0	630	0	0	0	0	0	0	1478
5:45 PM	0	173	154	0	0	327	99	319	45	66	0	529	79	558	0	0	0	637	0	0	0	0	0	0	1493
Hourly Total	0	761	646	0	0	1407	421	1178	184	251	0	2034	314	2171	0	0	0	2485	0	0	0	0	0	0	5926
6:00 PM	0	1	0	0	0	1	0	0	0	0	0	0	0	0	0	0	0	0	0	0	0	0	0	0	1
Grand Total	0	10281	7963	5	2	18249	4334	10169	2460	2522	15	19485	3491	14859	0	8	0	18358	0	0	0	0	7	0	56092
Approach %	0.0	56.3	43.6	0.0	-	-	22.2	52.2	12.6	12.9	-	-	19.0	80.9	0.0	0.0	-	-	0.0	0.0	0.0	0.0	-	-	-
Total %	0.0	18.3	14.2	0.0	-	32.5	7.7	18.1	4.4	4.5	-	34.7	6.2	26.5	0.0	0.0	-	32.7	0.0	0.0	0.0	0.0	-	0.0	-
Lights	0	10070	7472	5	-	17547	4253	9865	2350	2496	-	18964	3327	14331	0	8	-	17666	0	0	0	0	-	0	54177
% Lights	-	97.9	93.8	100.0	-	96.2	98.1	97.0	95.5	99.0	-	97.3	95.3	96.4	-	100.0	-	96.2	-	-	-	-	-	-	96.6
Mediums	0	177	305	0	-	482	52	157	80	19	-	308	80	344	0	0	-	424	0	0	0	0	-	0	1214
% Mediums	-	1.7	3.8	0.0	-	2.6	1.2	1.5	3.3	0.8	-	1.6	2.3	2.3	-	0.0	-	2.3	-	-	-	-	-	-	2.2
Articulated Trucks	0	34	186	0	-	220	29	147	30	7	-	213	84	184	0	0	-	268	0	0	0	0	-	0	701
% Articulated Trucks	-	0.3	2.3	0.0	-	1.2	0.7	1.4	1.2	0.3	-	1.1	2.4	1.2	-	0.0	-	1.5	-	-	-	-	-	-	1.2
Bicycles on Crosswalk	-	-	-	-	0	-	-	-	-	-	1	-	-	-	-	-	0	-	-	-	-	-	1	-	-
% Bicycles on Crosswalk	-	-	-	-	0.0	-	-	-	-	-	6.7	-	-	-	-	-	-	-	-	-	-	-	14.3	-	-
Pedestrians	-	-	-	-	2	-	-	-	-	-	14	-	-	-	-	-	0	-	-	-	-	-	6	-	-
% Pedestrians	-	-	-	-	100.0	-	-	-	-	-	93.3	-	-	-	-	-	-	-	-	-	-	-	85.7	-	-



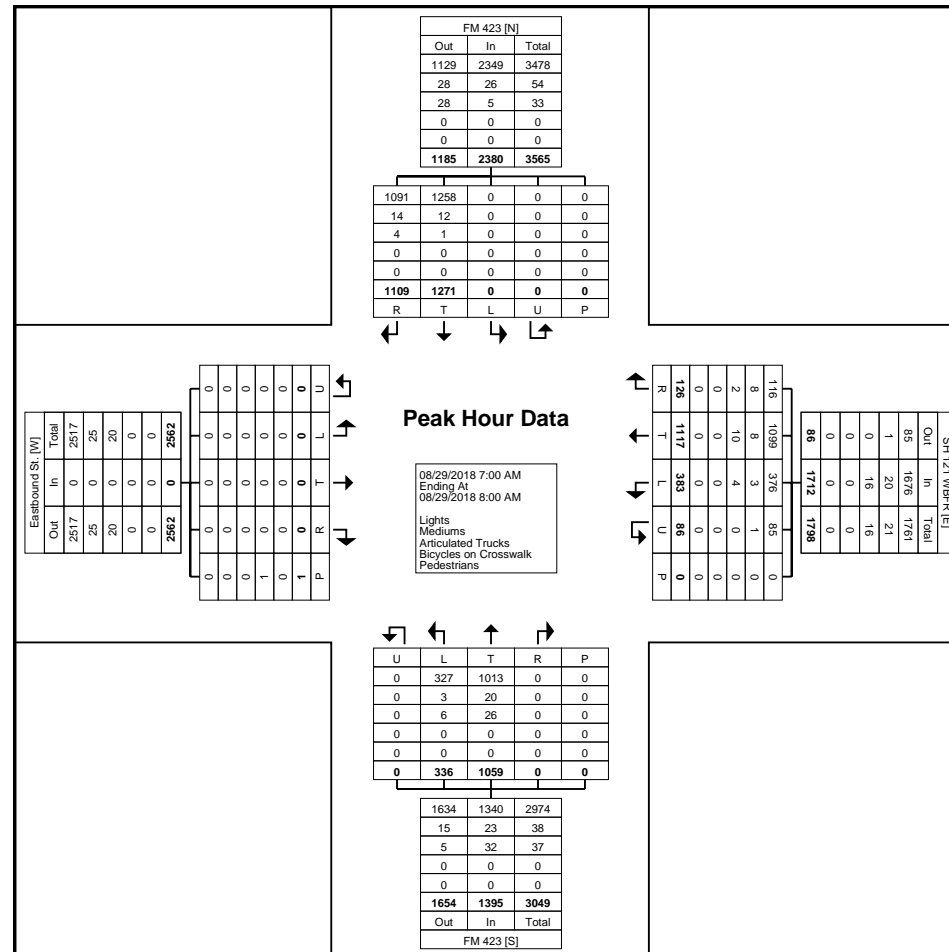
Turning Movement Data Plot

GRAM Traffic NTX Inc.
 1120 W. Lovers Lane
 Arlington, Texas, United States 76013
 817.265.8968 john@gramntx.com

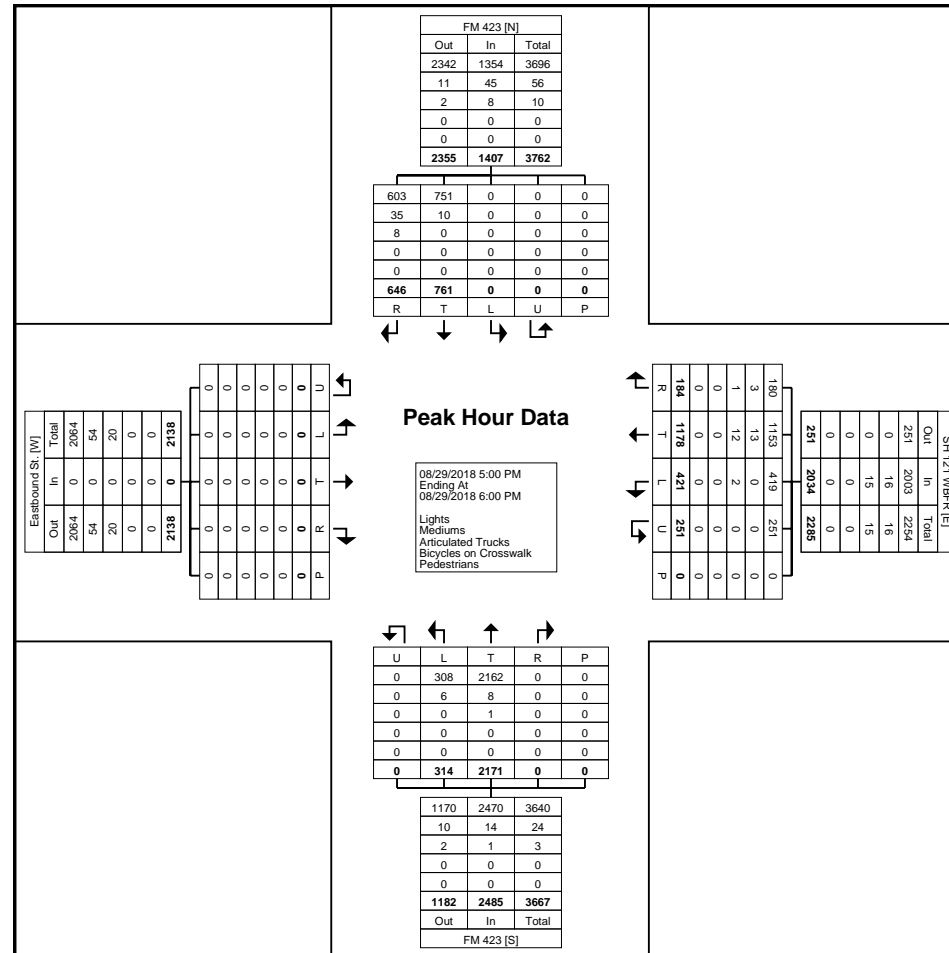
Count Name: 2 - FM 423 @ SH 121 WBFR
 Site Code:
 Start Date: 08/29/2018
 Page No: 4

Turning Movement Peak Hour Data (7:00 AM)

Start Time	FM 423 Southbound						SH 121 WBFR Westbound						FM 423 Northbound						Eastbound St. Eastbound						Int. Total	
	Left	Thru	Right	U-Turn	Peds	App. Total	Left	Thru	Right	U-Turn	Peds	App. Total	Left	Thru	Right	U-Turn	Peds	App. Total	Left	Thru	Right	U-Turn	Peds	App. Total		
7:00 AM	0	340	302	0	0	642	81	237	34	22	0	374	89	244	0	0	0	333	0	0	0	0	0	0	0	1349
7:15 AM	0	311	278	0	0	589	112	322	30	9	0	473	76	271	0	0	0	347	0	0	0	0	1	0	0	1409
7:30 AM	0	325	290	0	0	615	78	280	32	30	0	420	88	310	0	0	0	398	0	0	0	0	0	0	0	1433
7:45 AM	0	295	239	0	0	534	112	278	30	25	0	445	83	234	0	0	0	317	0	0	0	0	0	0	0	1296
Total	0	1271	1109	0	0	2380	383	1117	126	86	0	1712	336	1059	0	0	0	1395	0	0	0	0	1	0	0	5487
Approach %	0.0	53.4	46.6	0.0	-	-	22.4	65.2	7.4	5.0	-	-	24.1	75.9	0.0	0.0	-	-	0.0	0.0	0.0	0.0	-	-	-	-
Total %	0.0	23.2	20.2	0.0	-	43.4	7.0	20.4	2.3	1.6	-	31.2	6.1	19.3	0.0	0.0	-	25.4	0.0	0.0	0.0	0.0	-	0.0	-	-
PHF	0.000	0.935	0.918	0.000	-	0.927	0.855	0.867	0.926	0.717	-	0.905	0.944	0.854	0.000	0.000	-	0.876	0.000	0.000	0.000	0.000	-	0.000	-	0.957
Lights	0	1258	1091	0	-	2349	376	1099	116	85	-	1676	327	1013	0	0	-	1340	0	0	0	0	-	0	-	5365
% Lights	-	99.0	98.4	-	-	98.7	98.2	98.4	92.1	98.8	-	97.9	97.3	95.7	-	-	-	96.1	-	-	-	-	-	-	-	97.8
Mediums	0	12	14	0	-	26	3	8	8	1	-	20	3	20	0	0	-	23	0	0	0	0	-	0	-	69
% Mediums	-	0.9	1.3	-	-	1.1	0.8	0.7	6.3	1.2	-	1.2	0.9	1.9	-	-	-	1.6	-	-	-	-	-	-	-	1.3
Articulated Trucks	0	1	4	0	-	5	4	10	2	0	-	16	6	26	0	0	-	32	0	0	0	0	-	0	-	53
% Articulated Trucks	-	0.1	0.4	-	-	0.2	1.0	0.9	1.6	0.0	-	0.9	1.8	2.5	-	-	-	2.3	-	-	-	-	-	-	-	1.0
Bicycles on Crosswalk	-	-	-	-	0	-	-	-	-	-	0	-	-	-	-	-	0	-	-	-	-	-	1	-	-	-
% Bicycles on Crosswalk	-	-	-	-	-	-	-	-	-	-	-	-	-	-	-	-	-	-	-	-	-	-	100.0	-	-	-
Pedestrians	-	-	-	-	0	-	-	-	-	-	0	-	-	-	-	-	0	-	-	-	-	-	0	-	-	-
% Pedestrians	-	-	-	-	-	-	-	-	-	-	-	-	-	-	-	-	-	-	-	-	-	-	0.0	-	-	-



Turning Movement Peak Hour Data Plot (7:00 AM)



Turning Movement Peak Hour Data Plot (5:00 PM)