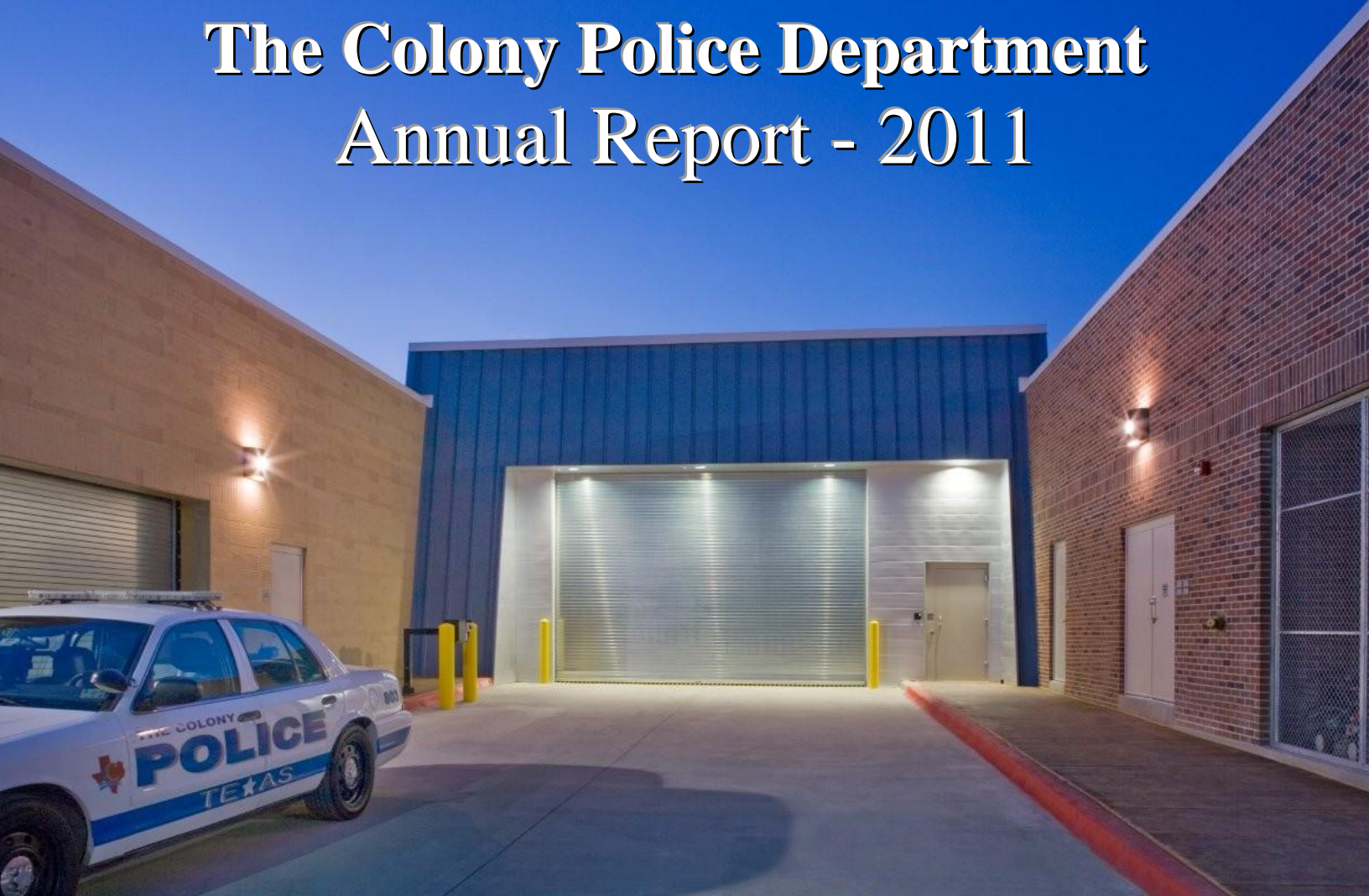




The Colony Police Department Annual Report - 2011



I. UCR – Offenses Reported

INDEX CRIME	2001	2002	2003	2004	2005	2006	2007	2008	2009	2010	2011
MURDER	2	0	0	0	0	0	1	1	0	2	0
RAPE	10	13	6	6	4	4	9	13	10	10	6
ROBBERY	5	5	8	9	7	12	12	14	7	9	12
AGG. ASSAULT	26	33	10	16	20	23	36	18	33	31	33
BURGLARY	242	226	188	174	166	143	148	169	211	165	133
THEFT	915	719	672	784	632	543	497	558	421	419	369
M.V. THEFT	54	49	51	65	68	45	55	59	37	34	69
TOTAL	1254	1045	935	1054	897	770	758	832	719	670	622

Index crimes are those crimes that are reported to and tracked by the FBI through the Uniform Crime Reporting (UCR) Program. Although there are many crimes that occur within our community, these crimes are the ones reported nationwide and are used as an indicator of the general crime picture in a community and because of consistent methodology allow comparisons between communities. Index crime statistics should be interpreted carefully with all the factors that can affect them carefully considered. The FBI cautions any ranking between cities based on index crime reported because there are many factors unique to each jurisdiction that differentiate it from another and affect the crime rate differently (many which are beyond the scope and control of law enforcement agencies). A police agency that enjoys huge public support may actually have the higher crime rate, since a citizen in that city is much more likely to report a crime thus increasing the overall crime rate. Another community could incorrectly report or intentionally misrepresent crime in their community as well, for political or financial reasons. But despite the FBI's correct statistical cautions, social comparisons continue to be made between communities to obtain some sense of measure as to how one community is doing compared to another. Despite the FBI's cautions, even the Federal Government uses these statistics as a source of comparisons between communities for grant purposes.

MURDER

There were no murders in 2011.

RAPE

There were six rapes reported in 2011, four less than the prior year. In all cases the victim knew the suspect.

ROBBERY

There were twelve robberies in 2011, three more than the prior year. The suspect was known in four of the twelve robberies reported. Three of the robberies were from local businesses and the rest from individuals.

AGGRAVATED ASSAULT

There were 33 aggravated assaults reported in 2011, two more than reported in 2010. Of the 33 reported, 15 (45%) were among family members and considered family violence. The victim knew the suspect in 31 (94%) of the 33 assaults reported.

BURGLARY

There were 133 burglaries reported in 2011, 33 less (-19%) than reported in 2010. Forcible entry was used in 46% of the burglaries. This is in contrast to the state average of 66% where forcible entry was used. This indicates that many of our residential burglaries might be prevented by simply closing and locking doors; particularly back doors and garage doors. Residential burglaries where force was used to enter the home, the back door (25%) was the most frequent point of entry followed by the back window (16%), and the front door (13%). Most residential burglaries involved no force to make entry. In these burglaries, the unlocked open garage door was the most frequent point of entry (28%) and an unlocked back door the second (15%). Of all the burglaries reported, 86% were residential compared to the 73% residential burglary rate for the state. Of the burglaries where the time of occurrence was known, 43% were during the day and 57% at night. The most frequently stolen and costly items stolen were: jewelry (\$79,732), TV/Electronics (\$54,009), computers (\$33,713), clothing (\$14,315), bicycles (\$9,750), musical instruments (\$8,205), and sports equipment (\$4,969). Demographically statewide the most frequent offender was a white male between 15 and 19 years of age. In The Colony, 100% of those arrested for burglary were white male and 33% of those were 19 and under, and 83% of all arrested for burglary were under the age of 30.

THEFT

Thefts decreased by 50 (-12%) in 2011, with a total of 369 reported. The following is a breakdown of thefts and as a percent of the total reported for 2011.

Type	2003	2004	2005	2006	2007	2008	2009	2010	2011	%
Burglary of a Vehicle	239	273	222	166	163	267	157	166	140	38
Theft from a Business	31	40	47	43	38	33	43	43	22	6
Shoplifting	136	166	86	82	72	54	58	70	47	13
Bike Theft	64	50	68	44	21	26	35	15	24	7
Theft from Residential Home/Yard	88	97	78	75	68	89	67	71	78	21
Theft from Construction Sites	4	1	3	2	5	6	4	2	3	1
Theft from Churches	2	1	1	1	1	0	1	0	3	1
Gas Drive-off	43	76	74	76	41	12	1	0	0	0
Thefts at Schools	17	13	12	9	26	19	7	19	21	6
Burglary of a Coin Operated Machine	0	1	4	4	0	0	1	0	0	0
Pick Pocket / Theft of Purse	0	2	0	0	2	3	1	1	3	1
Theft of Vehicle Parts	46	62	29	29	58	38	36	25	19	5
Theft at Motels/Hotels	0	0	2	4	1	2	1	2	0	0
Thefts at City Parks & Rec. Center	2	2	5	8	1	6	9	5	9	2

Overall theft remains largely unchanged in characteristic, albeit at a reduced rate.

Most thefts are crimes of opportunity. The best way to avoid having a theft is to remove the opportunity.

1. Park vehicles in the garage. If the vehicle must be parked on the street, make sure windows are closed, remove all valuables, and lock the doors. Most burglaries of vehicles occur to vehicles left unlocked. Suspects will walk down the street checking doors until an unlocked door is found. Please do not leave valuables in an unattended vehicle or if you must, where it is not visible from outside the vehicle.

2. Bicycles should be locked to the bicycle racks at school and secured in a closed garage at home.
3. Make sure children do not take valuable items or jewelry to school, and that they do not leave personal items unattended. Secure personal property in locked lockers or with a responsible adult.
4. Keep garage doors closed when away or when you are inside your home.

MOTOR VEHICLE THEFT

There were 69 vehicle thefts reported in 2011, twice that reported in 2010, with 46% of the vehicles stolen being passenger cars, 30% trucks and SUVs, 20% motorcycles, and 3% other (a motorized wheel chair and a golf cart). The most frequently stolen make was Ford (16), GM/Chevrolet (8) and Honda (8) were tied, followed by Dodge (5). The Ford F150 (6) and Honda Civic (6) were the two most frequently stolen vehicles.

There were only two areas in town that the thefts seemed to be localized in having a disproportionate number of vehicle thefts for the size of the reporting area; Austin Ranch and Budget Suites. Austin Ranch accounted for 36% of all vehicle thefts reported in the city and 79% of all the motorcycles reported stolen. Budget Suites accounted for 6% of the vehicles reported stolen.

II. Crime Rate

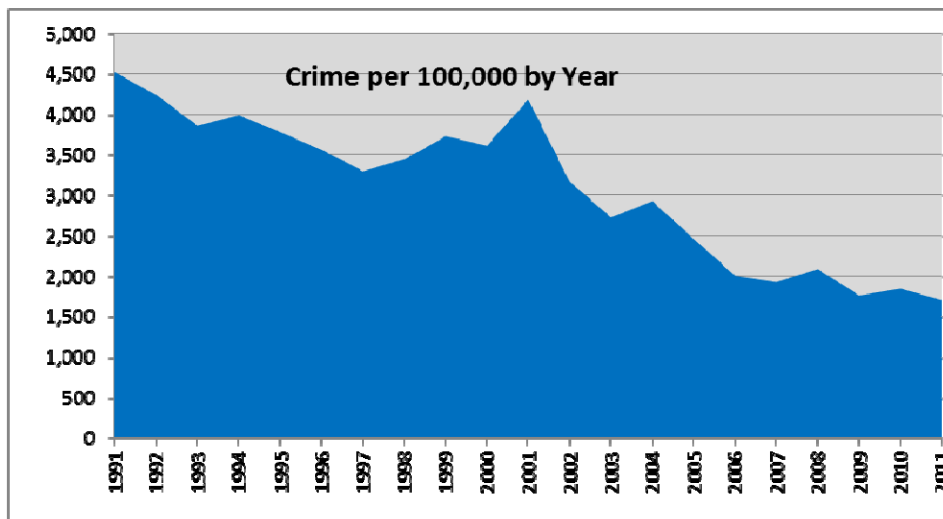
Our overall index crime remains at low levels. The total index crime rate dropped 7% and the per capita rate dropped 7% from 2010 setting a record low since 1990. The per capita rate increase in 2010 from the prior year was due to the final reported population by the US Census even though the total crime reported did decrease from the previous year.

OVERALL INDEX CRIME

	1997	1998	1999	2000	2001	2002	2003
TOTAL	903	964	1067	1057	1254	1045	935
POP. ¹	27,395	27,998	28,614	29,244	30,000	33,000	34,273
100,000	3,296	3,443	3,729	3,614	4,180	3,167	2,728

	2004	2005	2006	2007	2008	2009	2010	2011
TOTAL	1054	897	770	758	832	719	670	622
POP. ¹	36,000	36,450	38,400	39,300	39,850	40,262	36,328	36,390
100,000	2,928	2,461	2,005	1,929	2,088	1,786	1,844	1,709

¹ The population figures are based on the 1990 census and the adjusted census for 1994 with a projected 2.2% growth rate projected by Percept, National Decision Systems, and U.S. Census Bureau 1990-1994, NCTCOG estimates 2003- 2009, U.S. Census Bureau 2010, and NCTCOG 2011 estimate.



Average Crimes per 100,000

	2010	2011
State of Texas	4236	N/R
Lewisville	3469	N/R
Frisco	2440	N/R
Plano	2589	N/R
Carrollton	2823	N/R
The Colony	1844	1709

Violent Crime Rate per 100,000

	2010	2011
State of Texas	451	N/R
Lewisville	220	N/R
Frisco	113	N/R
Plano	180	N/R
Carrollton	141	N/R
The Colony	113	140

Note: National and State publications are available approximately 18 months after the calendar year therefore the most recent year is unavailable and not reported (N/R) at the time of this report. Avg. Crimes per 100,000 for 2010 are as reported in Crime in Texas published by Texas Department of Public Safety.

The crime and violent crime rate remains low in the North Dallas Region compared to the state average. When all entities publish 2011 data, I suspect The Colony will again be one of the lowest in our comparison group.

III. UCR – Offenses Cleared

Traditionally the overall clearance rates of any department are not what most citizens would consider high. Below are the clearance rates for our agency for 2011 and comparisons as published in 2010 Crime in Texas.

CLEARANCE RATES

Comparison – Source: TXDPS 2010 Crime in Texas

INDEX	2007	2008	2009	2010	2011	Texas	Frisco	Plano	Carrollton	Lewisville
MURDER	100%	100%	100%	100%	N/A ¹	78%	N/A ¹	100%	75%	33%
RAPE	78%	85%	36%	60%	33%	44%	38%	49%	0%	42%
ROBBERY	34%	21%	7%	56%	25%	27%	22%	37%	13%	30%
AGG. ASSAULT	89%	89%	75%	81%	121% ²	56%	54%	65%	47%	69%
BURGLARY	13%	10%	10%	13%	8%	10%	1%	15%	9%	7%
THEFT	18%	11%	11%	16%	15%	18%	16%	25%	7%	28%
M.V. THEFT	24%	14%	9%	15%	26%	12%	3%	12%	4%	9%
OVERALL	22%	14%	12%	20%	21%	19%	15%	25%	9%	24%

¹No crimes reported

² Results due to clearances of offenses from prior year

Due to difficulty in clearing property crimes and our disproportionate number of property crimes compared to violent crimes, our crime clearance rate would be expected to be slightly lower than the state average. Our clearance rate is comparable to immediate surrounding agencies. However, our goal has never been to be content with average and we will continue for improvement.

IV. Property Crime Profile

Property crimes (Theft, Burglary of Motor Vehicles & Habitations, and Criminal Mischief) continue to be our primary criminal issues, with most of our crime occurring in residential areas. In Texas for the year 2010, 11% of all index crime reported was a violent crime and 89% property crime. In The Colony for the year 2011, 8% of the index crime reported was a violent crime and 92% property crime. The percentage of property crime for Texas in 2010 consisted of 24% Burglary, 7% Motor Vehicle Theft, and 69% Theft. In 2011, our property crime consisted of 23% Burglary, 12% Motor Vehicle Theft, and 65% Theft.

V. Activity Report

DEMAND / WORKLOAD PRESSURES

Type	Division	2007	2008	2009	2010	2011
911 Calls Received	Communications	18724	19944	19514	19290	19336
TLETS Entry/Inquiries	Communications	93756	87129	132622	122382	139375
TLETS for Court	Communications	2129	2205	1912	1703	1395
Total Calls PD & FD	Communications	22075	20300	19662	19913	21468
Total Calls for Service	Comm./Patrol	18531	18338	17431	17358	18780
House Watch Visits	Patrol	1815	1664	1876	1680	1742
Alarms	Patrol	1239	1506	1465	1310	1220
Percent Alarms False	Patrol	99%	99%	99%	99%	99%
Offense Reports Filed	Patrol/Records/CID	1904	2497	1847	1715	1744
Special Assignments	All	809	533	598	526	590
Cases Assigned	CID	1996	2109	1822	1653	1619
Accidents Investigated	Traffic/Records	602	590	579	624	579
Property Impounded	Property	- ¹	3385	2098	1295	1187
Prisoners Transported	Warrant	93	115	164	210	230
City Warrants Issued	Warrant	2068	2198	1912	1703	1387
Background Inv.	Internal Affairs	35	41	47	56	47
Internal Affairs Inv.	Internal Affairs	15	9	11	11	5
Admin. Review/Inv.	Internal Affairs	75	83	55	75	129
Formal Complaints	Internal Affairs	10	8	5	9	3
Open Records Request	Records	2479	1955	1999	2158	2016
Calls for Service	Animal Control	2080	2039	2317	2771	2699
Deceased Removal	Animal Control	352	360	386	287	367

¹ Prior data no longer comparable due to change in software package.

EFFICIENCY / PRODUCTIVITY MEASURES

Type	Division	2007	2008	2009	2010	2011
EMER Call Rec'd-Disp	Communications	2:10	- ¹	- ¹	1:19	0:57
EMER Call Disp-Arrive	Patrol	3:26	- ¹	- ¹	3:44	3:28
Suspicious Activity	Patrol	1404	1824	1827	2006	1945
Citizen Contacts	Patrol	1714	1522	1173	1144	1237
Arrest/Detentions	Patrol/CID/Traffic	1589	1447	1596	1344	1625
Warnings	Traffic/Patrol	7570	8627	12817	13611	13394
Citations	Traffic/Patrol	13451	11129	10521	10386	13935
Search Warrants	CID	20	11	39	12	10
Cases Filed	CID	651	616	685	562	584
Court Orders Served	Warrant	196	73	129	71	107
Letters – False/No permit	Records	111	117	134	207	226
Letters – Renewals	Records	1525	1495	1569	1545	1479
Alarm Fees Collected	Records	\$30240	\$29360	\$31080	\$29600	\$28,700
Alarm Fines Collected	Records	\$10625	\$12050	\$8625	\$3775	\$4,950
Accidents <=10 days	Records	100%	100%	100%	100%	100%
CJIS reports <=5 days	Records	100%	100%	100%	100%	100%
DWI/ALR <=10 days	Records	100%	100%	100%	100%	100%
UCR <= 10 days	Records	100%	100%	100%	100%	100%
Complaint Inv <=30days	Internal Affairs	100%	100%	100%	100%	100%
Warnings	Animal Control	112	53	12	22	28
Citations	Animal Control	74	45	38	130	93
Animals Impounded	Animal Control	1740	1720	1460	1333	1360

¹ Data not available due to change in software package.

EFFECTIVENESS MEASURES:

Type	Division	2007	2008	2009	2010	2011
(Low Goal)						
Index Crime/100,000	All	1929	2088	1786	1499	1709
Index Crime Total	All	758	832	719	670	622
Total Traffic Accidents	Traffic/Patrol	602	596	579	624	579
Total EMER Resp. Time	Comm./ Patrol	5:36	- ¹	- ¹	5:03	4:25
Euthanasia Total	Animal Control	569	713	500	442	511
Euthanasia Rate	Animal Control	33%	41%	34%	33%	38%
(High Goal)						
UCR Clearance Rate	CID/Patrol	22%	14%	17%	20%	21%
Property Recovery Rate	CID/Patrol	52%	26%	30%	29%	37%
Drugs Seized (Street Value)	CID	\$106,606	\$19,147	\$106,492	\$61,774	\$26,727
City Warrants Cleared	Patrol/Warrant	1574	2086	2230	1649	1621
Release to Owner	Animal Control	532	609	442	501	483
Adoptions/Transfer	Animal Control	656	426	495	360	351

¹ Data not available due to change in software package.

VI. Professional Standards – Internal Investigations

Internal investigations focus on the police department and its members. Investigations may be prompted by citizen complaints or by information received internally. The internal affairs function involves “policing the police”. We encourage citizens to contact the police department with any complaint they may have. Information regarding the complaint process may be found on the city website as well as a brochure that the police department distributes. A total of 145 investigations have been made since 1997 and the complaint sustained 37% of the time, with 25% of the external complaints filed sustained, compared with a national average of 10% sustained. Some complaints may not be sustained because the officer is exonerated; meaning that what was complained about did occur but the action was legal and proper. Sgt. Keil Moon is currently assigned to the Professional Standards Division, which includes personnel and training functions, along with the Community Resource Officer.

IAD INVESTIGATIONS	1997	1998	1999	2000	2001	2002	2003	2004	2005	2006
Total Complaints Investigated	10	7	7	12	10	8	11	8	12	14
External Source	8	5	5	3	4	4	7	5	12	12
Internal Source	2	2	2	9	6	4	4	3	0	2
DISPOSITIONS										
Complaint Sustained – External	2	1	1	1	1	0	1	3	1	1
Complaint Sustained – Internal	1	2	1	7	3	2	3	2	0	0
Other Violation Found – External	1	0	0	1	0	0	0	1	0	0
Other Violation Found – Internal	1	0	0	3	1	0	0	0	0	0
Complaint Not Sustained – External	5	4	4	2	3	4	6	1	11	12
Complaint Not Sustained – Internal	1	0	1	2	2	2	1	1	0	1

IAD INVESTIGATIONS	2007	2008	2009	2010	2011	TOTAL	%
Total Complaints Investigated	12	8	10	11	5	145	-----
External Source	9	7	4	9	3	97	67%
Internal Source	3	1	6	2	2	48	33%
DISPOSITIONS							
Complaint Sustained – External	3	2	2	5	0	24	26%
Complaint Sustained – Internal	2	1	4	2	0 ¹	30	65%
Other Violation Found – External	0	0	0	0	0	3	-----
Other Violation Found – Internal	0	0	0	0	0	5	-----
Complaint Not Sustained – External	6	5	2	4	0	69	73%
Complaint Not Sustained – Internal	1	0	2	0	0	14	30%

¹ Investigation was not completed due to resignation of employee.

There were no use-of-force complaints or racial profiling complaints made during 2011.

VII. 2011 Racial Profiling Data

Since January 1, 2002, The Colony Police Department, in accordance with the Texas Racial Profiling Law (Art. 2.132 and 2.133 TX Code of Criminal Procedure), has been collecting police contact data for the purpose of identifying and responding (if necessary) to concerns regarding racial profiling practices. Data pertaining to Art 2.132 is referred to on charts as Tier One Data and deals with traffic stops where a citation was issued and/or an arrest made. Tier One Data also had to be reported to the state on-line this year in a prescribed manner which is also reported below. Information presented to comply with Art 2.133 is referred to as Tier Two Data and includes data on traffic stops regardless of the outcome and pedestrian stops. There were no complaints filed during 2011 for racially motivated actions by the police. The Colony Police collect Tier 2 data, though we are not required to collect and report this data. Based on the data reported and complaints received, there is no indication of racial profiling and no significant change from the previous year.

Tier 1 Data - Information on Traffic Stops where a Citation was issued and/or an arrest made as reported to the State in their format.

Number of motor vehicle stops:

1. **6178** citation only
2. **82** arrest only
3. **51** both
4. **6311 Total** (4, 11, 14 and 17 must be equal)

Race or Ethnicity:

- 5 **733** African
6. **188** Asian
7. **4083** Caucasian
8. **1137** Hispanic
9. **168** Middle Eastern
10. **2** Native American
11. **6311 Total** (lines 4, 11, 14 and 17 must be equal)

Race or Ethnicity known prior to stop?

12. **620** Yes
13. **5691** No
14. **6311 Total** (lines 4, 11, 14 and 17 must be equal)

Search conducted?

15. **103** Yes
16. **6208** No
17. **6311 Total** (lines 4, 11, 14 and 17 must be equal)

Was search consented?

18. **14** Yes
19. **89** No
20. **103 Total** (must equal line 15)

Tier 2 Data – Information on Traffic Stops Regardless of Outcome

Contacts by Gender

Race/Ethnicity	Contacts		Male		Female	
	N	%	N	%*	N	%*
Caucasian	8,406	64.9	5,022	38.8	3,384	26.1
Hispanic	2,239	17.3	1,545	11.9	694	5.4
African	1,582	12.2	968	7.5	614	4.7
Asian	408	3.1	235	1.8	173	1.3
Middle Eastern	314	2.4	226	1.7	88	0.7
Native Amer.	4	<0.1	2	<0.1	2	<0.1
Total	12,953		7,998		4,955	

*Percent of Total Contacts

Searches

Race/Ethnicity	Total Searches		Consent		Probable Cause		Incident to Arrest		Plain View		Towing due to Arrest	
	N	%*	N	%*	N	%*	N	%*	N	%*	N	%*
Caucasian	56	55.4	18	17.9	10	9.9	22	21.8	2	2.0	4	4.0
Hispanic	21	20.8	8	7.9	3	3.0	8	7.9	0	--	2	2.0
African	22	21.8	5	21.8	6	5.9	10	9.9	0	--	1	1.0
Asian	0	--	0	--	0	--	0	--	0	--	0	--
Middle Eastern	2	2.0	2	2.0	0	--	0	--	0	--	0	--
Native Amer.	0	--	0	--	0	--	0	--	0	--	0	--
Total	101		33	32.7*	19	18.8*	40	39.6*	2	2.0*	7	6.9*

*Percent of Total Searches

Percent of Contacts Searched by Race

Race/Ethnicity	Contacts	Searches	%
Caucasian	8,406	56	0.67
Hispanic	2,239	21	0.94
African	1,582	22	1.39
Asian	408	0	--
Middle Eastern	314	2	0.64
Native Amer.	4	0	--
Total	12,953	101	

Contraband Collected as Result of Searches

Race/Ethnicity	Alcohol	Drugs	Stolen Property	Weapons	Other	None
Caucasian	3	16	0	1	4	32
Hispanic	1	5	0	0	2	14
African	0	4	0	0	4	15
Asian	--	--	--	--	--	--
Middle Eastern	0	0	0	0	0	2
Native Amer.	--	--	--	--	--	--
Total	4	25	0	1	10	63

Disposition of Contacts as Percentage of Contacts by Race

Race/Ethnicity	Contacts	Citations		Written Warnings		No Action	
		N	%	N	%	N	%
Caucasian	8,403	4,038	48.1	3,588	42.7	777	9.2
Hispanic	2,239	1,120	50.0	871	38.9	248	11.1
African	1,581	714	45.2	717	45.4	150	9.5
Asian	407	188	46.2	183	45.0	36	8.8
Middle Eastern	314	167	53.2	120	38.2	27	8.6
Native Amer.	4	2	50.0	2	50.0	0	--

Initial Reason for Contact

Race/Ethnicity	Moving Violation		Non Traffic Violation		Vehicle Violation		Pre-Existing Knowledge	
	N	%	N	%	N	%	N	%
Caucasian	5,458	65.1	431	56.9	2,441	66.3	75	61.0
Hispanic	1,433	17.1	168	22.7	607	16.5	31	25.2
African	956	11.4	123	16.2	489	13.3	14	11.4
Asian	300	3.6	27	3.6	78	2.1	3	2.4
Middle Eastern	236	2.8	9	1.2	69	1.9	0	--
Native Amer.	4	0.5	0	--	0	--	0	--
Total	8,387		758		3,684		123	

Changed in 2010 to comply with new state regulation

- Moving Violation – Speeding, ran stop sign, etc.
- Non Traffic Violation – Violation of the law other than a traffic violation (DWI, suspicious, etc.)
- Vehicle Violation – Equipment violation such as lighting or registration and inspection violations.
- Pre-Existing Knowledge – such as knowing the driver has a warrant or is not licensed prior to stop.

Traffic stops were not counted when complete information was not available.

VIII. Department Structure and Organization

MISSION: OUR CITIZENS SAFETY, SECURITY, AND WELL BEING, ARE OUR HIGHEST PRIORITY.

The Colony Police Department fulfills our mission statement by constantly striving toward the following goals:

1. Protecting our citizens against the criminal actions of others and enhance their sense of security, safety and well-being.
2. Remaining a viable entity in our community by interacting with the public to facilitate the delivery of professional law enforcement services, while maintaining understanding and compassion for our citizen’s needs and concerns.
3. Improving our citizen’s level of safety by both enforcement and educational programs.
4. Always being a leader and an example of police professionalism and efficiency.
5. Achieve a service level that surpasses the expectations and desires of the community by focusing on 100% total quality in all performance aspects.

VISION AND VALUES:

As a department we value and seek to maintain:

1. A department of integrity.
2. A department where an individual can and does make a difference.
3. A safe community. A community where criminals think twice about committing a crime or jeopardizing the safety of our citizens in any manner.
4. A city where the officers are respected and cared for by the majority of our citizens.
5. A community where an officer in need of help would readily get help from the citizens they serve to protect.

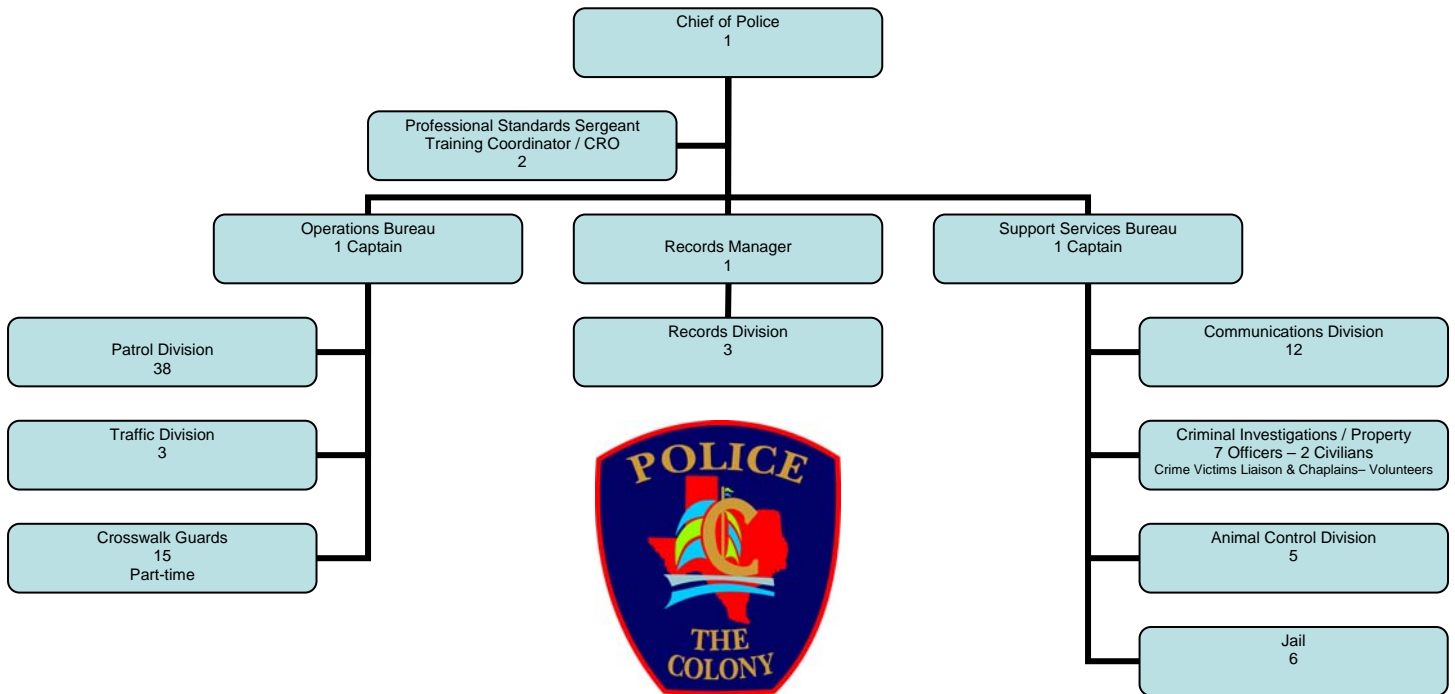


6. A department responsive to those they serve and that serve with genuine compassion, never being perceived as an occupational force or army that is to be feared by the citizens.
7. A department where each member genuinely cares for those they work with and are concerned for their welfare, knowing that we will not treat our citizens any better than we treat each other.
8. A department always working as a team where each member is valued for their needed contribution.
9. A department that would never let individual loyalty override their loyalty to the organization and the community they are sworn to serve.
10. A department that nurtures employees in their careers to help lead them toward their goals and provides the training to accomplish them.
11. A department that nurtures and encourages employees to have lives outside of work so that when their careers are over they have what ultimately matters the most – their family, friends, health, and a feeling of pride in their service to the community.

Overview:

The police department has a relatively “flat” structure, with functionally related tasks grouped within the Support Services Bureau, Operations Bureau, and Administration. Decision-making and the resolving of differences are encouraged at the lowest possible level of authority.

The Support Services Bureau consists of: Criminal Investigations, Communications, Animal Control, Jail, Property Room, and School Resource Officer. The Operations Bureau includes the Patrol Division, Traffic Division, Warrant Officers, and Crosswalk Guards. Administration consists of the Chief of Police, Professional Standards Division, Community Resource Officer and the Records Division.



POLICE DEPARTMENT PERSONNEL

Administration - Chief Joseph T. Clark

Professional Standards & Training Division

Sergeant - Keil Moon

Officer Keli Hunt – Community Resource Officer./A.S.A.P.



Records Division

Manager/Crime Victims Liaison - Terry Skillman

Karen Frawley – Senior Records Coordinator

Elise Maloney – Records Coordinator

Melissa Smart – Records Coordinator

Operations Bureau - Capt. Chris Chandler

Patrol Division

Day Shift-A Lieutenant – Ricky Hale

Sergeant – David Fitzpatrick

Officer Matt Moody

Officer Kyle Koiner

Officer **OPEN**

Officer Brian Merritt

Officer Derek Hodges

Officer Jason Kimbrough

Officer Aaron Woodard

Warrant Officer Dale Michaud

Day Shift-B Lieutenant– Mike Fox

Sergeant – Paul Thornton

Officer Terry Farmer

Officer Preston White

Officer JP Alexander

Officer Marquell Osborne

Officer Jay Goodson

Officer Kelly Keenan

Officer Mike Rice

Warrant Officer Hector Garcia

Night Shift-A Lieutenant – Andy Longo

Sergeant – Mike Morton

Officer Nicole Jones-Moore

Officer Brian McDaniel

Officer Nick Titlow

Officer Lezeric Bailey

Officer Chris Vaughn

Officer Sophie Gracia

Officer Josh Poe

Night Shift-B Lieutenant- Chuck Wood

Sergeant – Brent Brown

Officer Graham Bloodworth

Officer Amanda Hale

Officer Dana LeRond

Officer Marc Hamm

Officer Salim Plumb

Officer Teaven Redstone

Officer Omar Montemayor

Traffic Division

Sergeant – Ed Hall

Officer JD Simmons – (Eve. Shift)

Officer K.J. Arrington – (Eve. Shift)

Crosswalk Guards - 15 (Part-Time)



Support Services Bureau – Capt. Chris Plemons

Criminal Investigation Division

Lieutenant - Darren Brockway
Officer Miles Outon – Detective
Officer Brian Baker – Detective
Officer Roy Murray – Detective
Officer Ric Torres - Detective
Officer John Lambert– Detective
Officer Alex Cochran – School Resource Officer
Dawna Glenn – Admin. Assistant
Jill Barrett - Property Room Coordinator
Crime Victims Liaison/Chaplain – Dr. Bruce Scofield
Police Chaplain - Brian Bradford



Jail Division

Kita Ocasio – Detention Supervisor
Steven Romo - DO
Hector D. Garcia – DO
Jason Carey – DO
Mike Novak - DO
Kevin Frawley - DO




Communication Division

Supervisor - Lise Rizzo
Shannon Corbitt - CO
Melissa Cline - CO
Jason Hyman - CO
Julie Bruce- CO
Danna Fears - CO
Melonie Nelson - CO
Toni Baker - CO
Heather Brown - CO
Heather Climer - CO
Angelia Lovett - CO
Whitnee Dunagin - CO



Animal Control Division

Shelter Mgr - Patricia Barrington
Stephanie Byington – ACO
Robert Cox – ACO
Ahmad Moore- ACO
Craig Brown - ACO



IX. Conclusion

A. Police – Courts Building Update

During the 2007-2008 budget process, City Council authorized the police department to select an architect and begin building expansion plans for our current police and court facility. Council recognized the urgent need to address various issues within our facility that had not been addressed since the building was occupied in 1987. The architectural firm of Wiginton Hooker Jeffrey was selected to design the facility and SEDALCO Construction was selected as the Construction Manager at Risk.

Council directed the design and development to be completed on the entire Police-Court facility in 2008, and asked that we return to Council with an estimated budget broken down by building phases should they desire to build one portion of the building but not another. The building was designed and broken down into 4 phases. Council gave direction during 2009 to proceed with plans for the construction of two of those phases, Phase 1 & 1A. The budget was approved and construction began in August 2010. March 21, 2011 we held our grand opening for the new portion of the building which consisted of the jail, property room, lab, and firing range which are featured on this year's annual report cover.

Special thanks to Mr. Terry Gilman our project manager and his staff.

Council must give future consideration to completing the remaining portion of the police-court building which includes communications, training, criminal investigations, and municipal court. Neither Municipal Court nor Communications has gained any additional space since they moved to their current offices in 1999. In addition, we need to expand and remodel our animal shelter. Currently the shelter has roughly 25% of the capacity of other cities we compare to yet the number of impounds has been greater for our city. We estimate we need another 540 square feet currently to accommodate our existing animal population, and need to add a total of 1,570 square feet and parking to accommodate future growth.

B. 2012 Major Projects & Staffing

There are two major projects that must be completed in the coming budget year that have been put off from prior budgets; a radio system upgrade and replacement of in-car video cameras. There is a Federal mandate that will go into effect in January of 2013 which our current radio system cannot meet without degradation in system performance. We will present to Council a budget proposal to solve this issue and better meet the demands of our growing city. In addition, patrol video cameras currently in service are no longer supported by the manufacturer for repairs and use outdated VHS tapes. We will also present a proposal to replace this system.

I hope to expand and remodel Communications as a part of the radio package since it would make sense to make the changes to that area as we move and replace equipment to avoid paying for the installation twice.

We still need to add two patrol officer positions to return a traffic officer and a narcotics investigator that were moved to patrol to accommodate the creation of a new patrol district near the Tribute several years ago. Detention officers and communication officers are also needed.

C. 2011 Promotions

Due to the retirement of Lt. Bill House, we held promotional testing for Patrol Lieutenant and Sergeant and created an eligibility list for 2012 to fill any openings that might occur. It was a very thorough process that consisted of a written exam and verbal exercises consisting of a press release before members of the news media that volunteered their time, and a performance counseling scenario. Mr. Blaine Crimmins and Mr. Bill Conrad with Star Local Newspapers, Mr. Steve Stoler with WFAA Channel 8 News, and Mr. Giles Hudson with CBS Channel 11 News were our media volunteers. Asst. City Manager Tim Miller helped out and joined our ranks for the performance counseling exercise. All of the verbal presentations were judged by Frisco Police Chief Todd Renshaw, Dr. Bruce Scofield, and Mr. Brant Shallenburger. A very special thank you to all the volunteers that helped make this important process possible.

Congratulations to Sgt. Chuck Wood who was promoted to Patrol Lieutenant and Detective Mike Morton who was promoted to Patrol Sergeant. The eligibility list will be in effect for all of 2012.



D. 2011 Summary

Our index crime rate decreased 7% as did our per capita crime rate from the previous year setting another new record low since 1990, which is the earliest year we have data for. The decrease was primarily due to a significant drop in residential burglaries, which decreased 19% from 2010, and a 12% decrease in reported thefts. Our index clearance rate increased slightly to 21%. Total traffic accidents decreased by 7% to a five year low.

Total arrest increased by 21% in 2011 with 281 more people arrested. Since our jail was only open for 75% of the past year, I suspect arrest will continue to rise in 2012 and then should stabilize to whatever our new norm likely is with our new jail facilities and current population and demographics.

There were only three formal complaints filed against department personnel in 2011, none of which were sustained and the fewest number filed since 2000. None of the complaints involved racial profiling or use of force.

The greatest crime problem noted was motor vehicle theft that doubled from the previous year. In trying to identify any patterns and develop strategies to help reduce the crime rate, it was noted that 42% of all vehicle thefts occurred at Austin Ranch and Budget Suites, and 79% of all stolen motorcycles were taken from Austin Ranch. Obviously we will be focused on this in 2012.

Pinpointing the exact reason why crime goes up or down is a daunting task because there are so many variables that are not only difficult to control, but often, difficult to identify. Depending on who is asked you will often get a different answer as to why crime varies. Based on the data I have seen regionally and nationally, crime has been trending downward over the years; to the surprise of many considering the difficult economic times we are in. I will not get into all the reasons why that might be, but we seem to be following the trend albeit at a greater reduction. I attribute our significant decrease in residential burglary and theft both to our citizen's efforts in crime prevention, increased residential daytime police patrol, and perhaps an increased presence of residents at home due to a higher unemployment rate making their home less likely targets.

Residents are reminded to lock their cars and homes, and close garage doors when they are not actively in use. Please park vehicles, and particularly bicycles, in closed locked garages if you are able. If not, please remove valuables from your vehicle, lock them, and park in a lit area or an area with motion sensor lights. If everyone did this, we would see another significant decline in crime and I continue to ask for citizen's assistance since many crimes are preventable and there is no substitute for concerned watchful neighbors. Those interested in forming a Neighborhood Watch Group, participating in National Night Out, or Citizen Police Academy, should contact Officer Keli Hunt at 972-625-1887 or email her at khunt@thecolonytx.gov. The Colony Police Department is also contributing to CrimeReports.com to allow residents to see the type of crime reported in their neighborhood. The easiest way to access this site is via the city website under police department services <http://www.thecolonytx.gov/Depts/pd/Services.html>. Please do your part in crime prevention. For more information about the department please refer to our website at www.thecolonytx.gov.

At this year's police awards ceremony, Records Coordinator Elise Maloney and Detective Roy Murray were recognized as TCPD Civilian and Officer of the Year for their outstanding service to the department and city in 2011.

We look forward to the challenges 2012 will bring and this report is dedicated to our fine staff that I am proud to serve with and that make our success possible.

Joseph T. Clark
Chief of Police

“Our Citizen’s, Safety, Security, and Well Being, Are Our Highest Priority.”
THE COLONY POLICE DEPARTMENT
2011

